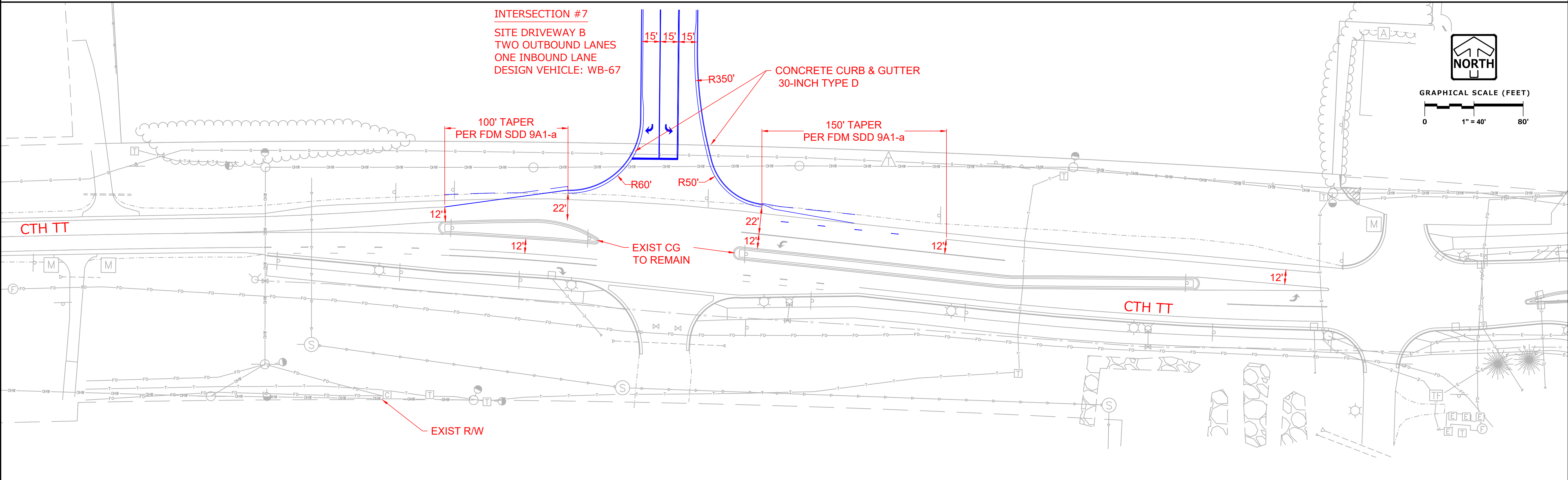
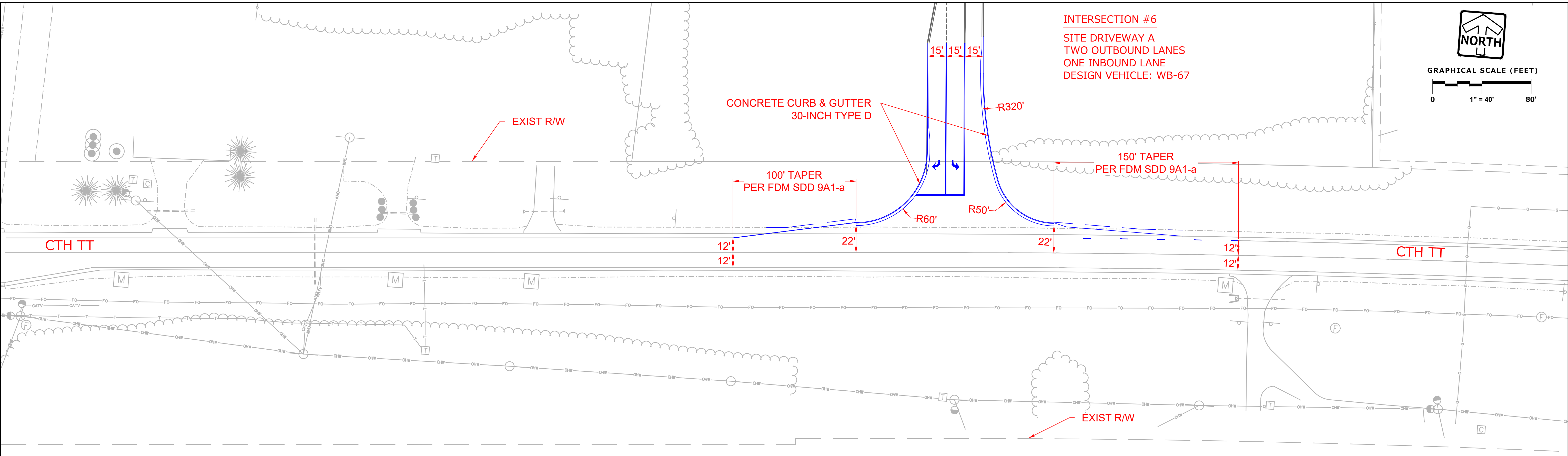


THESE PLANS AND DESIGNS ARE COPYRIGHT PROTECTED AND MAY NOT BE USED IN WHOLE OR IN PART WITHOUT THE WRITTEN CONSENT OF PINNACLE ENGINEERING GROUP, LLC

DESIGNED: JMS
DRAWN: JMS
REVIEWED: AS



PLAN | DESIGN | DELIVER
www.pinnacle-engr.com

PINNACLE ENGINEERING GROUP
ENGINEERING | NATURAL RESOURCES | SURVEYING

WISCONSIN OFFICE:
20725 WATERTOWN ROAD, SUITE 100
BROOKFIELD, WI 53186
(262) 754-8888

CHICAGO | MILWAUKEE | NATIONWIDE

PROJECT SILVER EAGLE

DANE COUNTY

**CTH TT GEOMETRY
EXHIBIT**

| REVISIONS | |
|-----------|--|
| | |
| | |
| | |
| | |

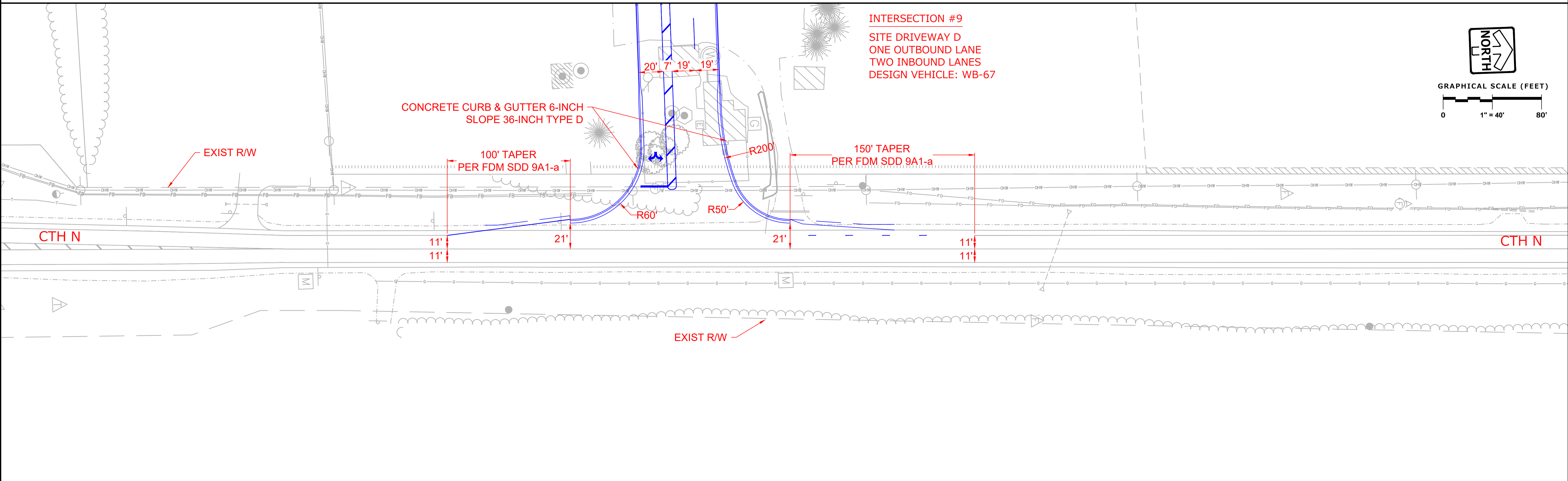
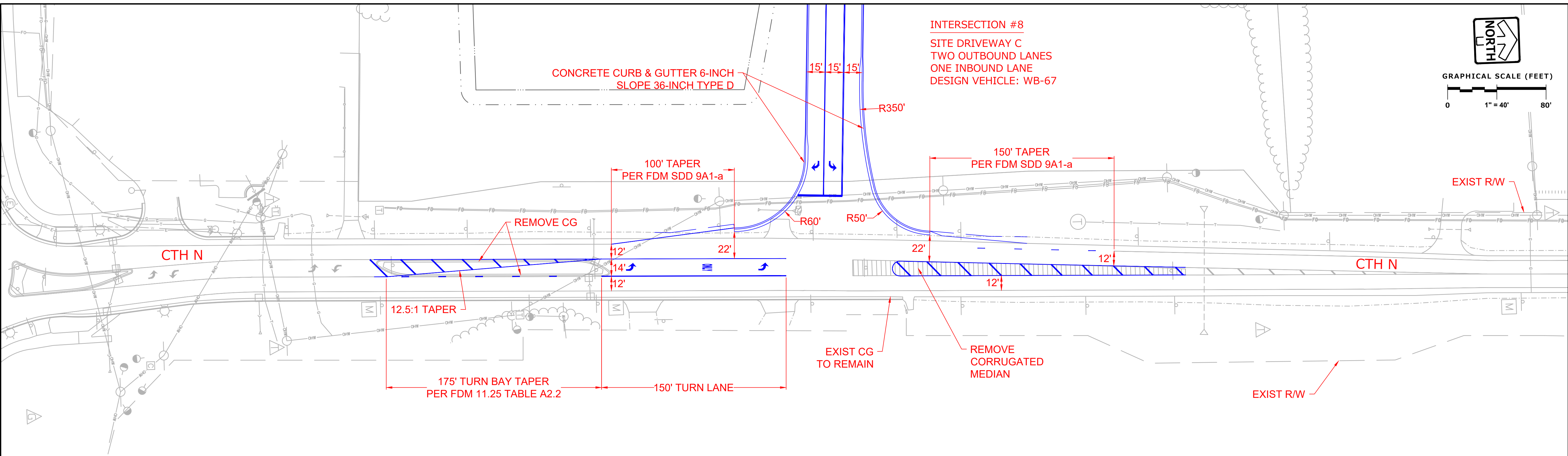
REG JOB: 15590.00A-WI
REG PH: ABA
START DATE: 01-07-22
SCALE: 1"=40'

SHEET
EX-1
OF
EX-2

© COPYRIGHT 2021

THESE PLANS AND DESIGNS ARE COPYRIGHT PROTECTED AND MAY NOT BE USED IN WHOLE OR IN PART WITHOUT THE WRITTEN CONSENT OF PINNACLE ENGINEERING GROUP, LLC

DESIGNED: SSB
REVIEWED: ASB
DRAWN: SSB



PLAN | DESIGN | DELIVER
www.pinnacle-engr.com

PINNACLE ENGINEERING GROUP
ENGINEERING | NATURAL RESOURCES | SURVEYING

WISCONSIN OFFICE:
20725 WATERTOWN ROAD, SUITE 100
BROOKFIELD, WI 53186
(262) 754-8888

CHICAGO | MILWAUKEE | NATIONWIDE

PROJECT SILVER EAGLE

DANE COUNTY

**CTH N GEOMETRY
EXHIBIT**

| REVISIONS | |
|-----------|--|
| | |
| | |
| | |
| | |

PEG JOB #15590.00A-WI
AREA
START DATE 01-07-22
SCALE 1"=40'

SHEET
EX-2
OF
EX-2