

DEER-GROVE EMS DISTRICT COMMISSION MEETING
Deerfield Village Hall
23 West Nelson St., Deerfield, WI 53531
Thursday, February 19, 2026
6:30 P.M.

Join on your computer, mobile app or room device

[Join the meeting now](#)

Meeting ID: 240 934 345 562 61

Passcode: rG7KS7LG

Dial in by phone

[+1 872-242-7731,,857807383#](#) United States, Chicago

[Find a local number](#)

Phone conference ID: 857 807 383#

AGENDA

1. Call to Order.
2. Public Appearances: The public's opportunity to speak to the commission about any item on or not on the agenda.
3. Approval of minutes from previous meeting(s).
4. Discuss and consider approval of January Financial Reports.
5. Discuss and consider approval of Bills for Budgeted/Approved Expenses.
6. Discuss and consider approval of Write Offs and Aging of Accounts.
7. Staff Report.
8. Correspondence.
9. Discuss and consider 2026 to 2035 Capitol Replacement schedule.
10. Discuss and consider contract with Stryker EMS for ProCare Services for the department's cots and load systems.
11. Agenda items for next commission meeting.
12. Adjournment.

*****ANY ITEM IS SUBJECT FOR ACTION*****

By: Peter Doll, Commission Chair

Submitted: February 12, 2026

It is possible that members of and a possible quorum of members of other governmental bodies of the municipalities may be in attendance at the above-stated meeting to gather information; no action will be taken by any other governmental body at the above-stated meeting other than the governmental body specifically referred to above in this notice.

Please Note: Upon reasonable notice, efforts will be made to accommodate the needs of disabled individuals through appropriate aids and services. For additional information or to request this service, contact the Deer-Grove EMS Chief at 608-839-5658.

DEER-GROVE EMS DISTRICT COMMISSION MEETING
COTTAGE GROVE EMERGENCY SERVICES BUILDING
THURSDAY, JANUARY 15, 2026
Minutes

Present: Kristi Williams, Pete Doll, Jackie Kaul, Steve Anders, Paula Severson and Kerri Hewitt

Also Present: Chief Eric Lang, Pleasant Springs Supervisor Faith Schuck, Town of Deerfield Randy Behlke.

Doll called the meeting to order at 6:30 P.M.

Public Appearances: None

Approval of minutes from previous meeting(s): Motion by Williams/Hewitt to approve the December 18, 2025 meetings changing the location in the header to Deerfield. Motion carried 6-0

Discuss and consider approval of December Financial Reports: Motion by Kaul/Severson to approve the December financial reports, as presented. Motion carried 6-0.

Discuss and consider approval of Bills for Budgeted/Approved Expenses: Motion by Severson/Kaul to approve the bills for budgeted/approved expenses, as presented. Motion carried 6-0.

Discuss and consider approval of Write Offs and Aging of Accounts: Motion by Kaul/Williams to approve the aging of accounts, as presented. Motion carried 6-0.

Staff Report: There were 135 calls in December, including 2 missed calls. This is down from 146 calls in the same month last year. Volunteers provided 389 hours in December, up from 292 hours in the previous month and up from 352 hours during December 2024. In addition to what is in the written report, the following was discussed:

- Chief Lang mentioned Lifestar EMS has taken over for Sun Prairie in Marshall, and we have already received three calls.
- There was discussion around the cost of QuickBooks. Chief Lang stated he spoke to Kim at the Town of Cottage Grove and they are in a similar situation for payroll fees.
- Severson questioned CQI. Chief Lang stated it's being implemented in phases.

Correspondence: None

Updated on contract from SSM for medical direction services: Chief Lang stated it is with SSM to sign and return.

Consider/Adopt motion to move into closed session pursuant to Wis. Stat. §19.85(1)(c) for the purpose of considering employment, promotion, compensation or performance evaluation data of any public employee over which the governmental body has jurisdiction or exercises responsibility: for the purpose of final hiring recommendation and compensation offer for the Administrative Services Manager: Motion by Williams/Severson to move into closed session. Kaul – yes, Severson – Aye, Hewitt – yes, Doll – yes, Williams – yes, Anders – yes. Motion carried 6-0 by roll call vote. The closed session began at 6:50 P.M.

Consider/Adopt motion to move into closed session pursuant to Wis. Stat. §19.85(1)(c) for the purpose of considering employment, promotion, compensation or performance evaluation data of any public employee over which the governmental body has jurisdiction or exercises responsibility: for the purpose of the yearly performance review of the Chief: Motion by Williams/Severson to move into closed session. Kaul – yes, Severson – Aye, Hewitt – yes, Doll – yes, Williams – yes, Anders – yes. Motion carried 6-0 by roll call vote. The closed session began at 6:50 P.M.

Consider/Adopt motion to reconvene to open session and to take any action necessary from session: Motion by Anders/Williams to come out of closed session. Anders – yes, Williams – yes, Doll – yes, Hewitt – yes, Severson – yes, Kaul – yes. The closed session ended at 9:52 P.M. As a result of the closed session motion by Hewitt/Kaul to extend the offer for the Administrative Services Manager role as discussed in closed session and if the candidate does

DEER-GROVE EMS DISTRICT COMMISSION MEETING MINUTES – DECEMBER 18, 2025

not accept immediately proceed with identifying a candidate to present at the February meeting. Motion carried 5-1. Motion by Hewitt/Williams move forward as discussed in closed session for Chief's raise. Motion carried 6-0.

Set next commission meeting date and location: The next meeting will be held on Thursday, February 19, 2026, at the Deerfield Village Hall with a remote call-in option beginning at 6:30 P.M.

Agenda items for next commission meeting:

Adjournment: Motion by Anders/Kaul to adjourn. Motion carried 6-0. The meeting ended at 9:55 P.M.

Submitted by Mandy Cysiewski

Deer Grove EMS District
Profit & Loss Budget vs. Actual
January 2026

	1/12th					Jan 25
	Jan 26	Budget	Budget	\$ Over Budget	% of Budget	
Ordinary Income/Expense						
Income						
230 · Training Center Income	0.00	250.00	3,000.00	-3,000.00	0.0%	0.00
300 · Special Event Fee	0.00	250.00	3,000.00	-3,000.00	0.0%	0.00
610 · Town/Villages Assesments	286,030.65	95,343.55	1,144,122.59	-858,091.94	25.0%	315,657.50
620 · Ambulance Run Fees	56,594.56	95,833.33	1,150,000.00	-1,093,405.44	4.92%	232,483.75
630 · Contracted Revenue	0.00	14,273.12	171,277.41	-171,277.41	0.0%	0.00
640 · Interest Earned	1,620.98	1,666.67	20,000.00	-18,379.02	8.11%	1,267.25
Total Income	344,246.19	207,616.67	2,491,400.00	-2,147,153.81	13.82%	549,408.50
Gross Profit	344,246.19	207,616.67	2,491,400.00	-2,147,153.81	13.82%	549,408.50
Expense						
6140 · Credit Card Fees	1.35	0.00	0.00	1.35	100.0%	29.73
720 · Wages	56,182.50	104,891.67	1,258,700.00	-1,202,517.50	4.46%	54,586.47
721 · Health Insurance	37,452.80	23,516.67	282,200.00	-244,747.20	13.27%	35,685.18
722 · Workmans Comp	2,718.97	2,791.67	33,500.00	-30,781.03	8.12%	2,696.50
723 · Retirement Plan	9,203.33	16,633.33	199,600.00	-190,396.67	4.61%	9,299.39
724 · Employers FICA Expense	4,741.13	9,325.00	111,900.00	-107,158.87	4.24%	4,734.32
725 · Staff Continuing Education	275.00	1,058.33	12,700.00	-12,425.00	2.17%	1,185.00
726 · Travel/Mileage Reimbursement	0.00	41.67	500.00	-500.00	0.0%	0.00
728 · Medical Director Fee	0.00	1,000.00	12,000.00	-12,000.00	0.0%	1,000.00
734 · Overtime	9,555.97	21,425.00	257,100.00	-247,544.03	3.72%	10,441.72
735 · EMT Stipend	0.00	1,333.33	16,000.00	-16,000.00	0.0%	0.00
736 · LifeQuest Billing	4,885.28	6,000.00	72,000.00	-67,114.72	6.79%	4,687.03
740 · Office Equipment (expense)	158.77	174.17	2,090.00	-1,931.23	7.6%	150.72
742 · Office Supplies	26.98	104.17	1,250.00	-1,223.02	2.16%	197.89
770 · Communications	405.95	654.17	7,850.00	-7,444.05	5.17%	390.03
775 · IT expenses	2,522.13	1,484.17	17,810.00	-15,287.87	14.16%	11,263.90
790 · Publicity and Advertising	0.00	166.67	2,000.00	-2,000.00	0.0%	0.00
791 · Training Center Expense	61.00	166.67	2,000.00	-1,939.00	3.05%	11.00
810 · EMT Recognition	0.00	166.67	2,000.00	-2,000.00	0.0%	847.79
820 · EMT Continuing Education	0.00	458.33	5,500.00	-5,500.00	0.0%	2,143.10
825 · Chief Continuing Education	0.00	125.00	1,500.00	-1,500.00	0.0%	0.00
829 · Vehicle Maintenance	123.45	2,083.33	25,000.00	-24,876.55	0.49%	326.18
831 · Fuel	756.50	2,083.33	25,000.00	-24,243.50	3.03%	1,814.11
840 · Equipment/Non-Disposable	0.00	416.67	5,000.00	-5,000.00	0.0%	168.62
842 · Equipment Maintenance	0.00	725.00	8,700.00	-8,700.00	0.0%	7,532.84
845 · Capital Purchase	0.00	0.00	0.00	0.00	0.0%	0.00
850 · Medical Supplies	4,275.31	5,000.00	60,000.00	-55,724.69	7.13%	7,171.96
852 · Training Medical Supplies	62.17	83.33	1,000.00	-937.83	6.22%	0.00
860 · Clothing	1,167.77	1,675.00	20,100.00	-18,932.23	5.81%	1,174.97
870 · Insurance	11,176.00	1,333.33	16,000.00	-4,824.00	69.85%	10,259.08
871 · Group Life Insurance	287.12	175.00	2,100.00	-1,812.88	13.67%	225.30
872 · Unemployment Insurance	0.00	333.33	4,000.00	-4,000.00	0.0%	0.00
878 · Community Medic Program	0.00	25.00	300.00	-300.00	0.0%	0.00
879 · Health Maintenance & Safety	277.43	233.33	2,800.00	-2,522.57	9.91%	26.67
880 · Legal Fees	2,025.00	416.67	5,000.00	-2,975.00	40.5%	0.00
881 · Accounting Fees	0.00	933.33	11,200.00	-11,200.00	0.0%	0.00
885 · Overdue Run Fees	3,564.01	0.00	0.00	3,564.01	100.0%	-5,458.08
898 · Building and Grounds	65.48	291.67	3,500.00	-3,434.52	1.87%	143.49
899 · Miscellaneous Expenses	249.00	291.67	3,500.00	-3,251.00	7.11%	295.45
Total Expense	152,220.40	207,616.67	2,491,400.00	-2,339,179.60	6.11%	163,030.36
Net Ordinary Income	192,025.79	0.00	0.00	192,025.79	100.0%	386,378.14

775 - IT Expenses: Paid Aladtec/EMS Manager invoice in January

870 - Insurance: Expensed Jan-July 2026 General Liab in January

Deer Grove EMS District

Balance Sheet

02/11/26

As of January 31, 2026

Accrual Basis

	Jan 31, 26
ASSETS	
Current Assets	
Checking/Savings	1,038,907.70
Accounts Receivable	
1200 · Accounts Receivable	1,687.08
1210 · Lifequest Receivables	796,244.18
Total Accounts Receivable	797,931.26
Other Current Assets	10,844.69
Total Current Assets	1,847,683.65
Fixed Assets	681,420.15
Other Assets	
112 · Allowance for Doubtful Accounts	-150,352.19
Total Other Assets	-150,352.19
TOTAL ASSETS	2,378,751.61
LIABILITIES & EQUITY	
Liabilities	
Current Liabilities	
Accounts Payable	5,964.32
Credit Cards	2,667.22
Other Current Liabilities	
Lifequest Deposit Adjustments	-14,893.87
Payroll Liabilities	22,004.81
231 · Deferred Run Revenue	277,829.99
Total Other Current Liabilities	284,940.93
Total Current Liabilities	293,572.47
Total Liabilities	293,572.47
Equity	
1110 · Retained Earnings	1,000,327.34
380 · Fund Balance-Unrestricted	174,701.54
381 · Fund Balance-Restricted (FAP)	
Training and Examination	19,582.26
Total 381 · Fund Balance-Restricted (FAP)	19,582.26
382 · Fund Balance Committed	17,121.92
383 · Investment in Fixed Asset	681,420.29
Net Income	192,025.79
Total Equity	2,085,179.14
TOTAL LIABILITIES & EQUITY	2,378,751.61

Deer Grove EMS District
Bill Payment Detail
January 2026

Num	Type	Date	Name	Memo	Account	Original Amount	Paid Amount
EFT	Bill Pmt -Check	01/05/2026	WEX Bank	Dec Fuel	101 - Operating Checking	-1,338.59	
109701559	Bill	12/31/2025		Dec Fuel	831 - Fuel	1,338.59	-1,338.59
TOTAL						1,338.59	-1,338.59
22638	Liability Check	01/05/2026	Globe Life Liberty National	29251	101 - Operating Checking	-883.86	
				29251	Liberty National	20.84	-20.84
				29251	Liberty National	863.02	-863.02
TOTAL						883.86	-883.86
22639	Liability Check	01/05/2026	Delta Dental		101 - Operating Checking	-438.46	
					Supplemental Dental	438.46	-438.46
TOTAL						438.46	-438.46
EFT	Liability Check	01/09/2026	Bank of Deerfield		101 - Operating Checking	-39,495.02	
					Direct Deposit Liability	38,223.85	-38,223.85
					Direct Deposit Liability	1,271.17	-1,271.17
TOTAL						39,495.02	-39,495.02
22653	Liability Check	01/09/2026	Fire Fighters Local 311		101 - Operating Checking	-582.93	
					Local 311 Dues	582.93	-582.93
TOTAL						582.93	-582.93
EFT	Liability Check	01/09/2026	Wisconsin Deferred Compensation	98971-01	101 - Operating Checking	-1,228.89	
				98971-01	WI Deferred Comp Liability	854.32	-854.32
				98971-01	WI Deferred Comp Liability	374.57	-374.57
TOTAL						1,228.89	-1,228.89
EFT	Liability Check	01/13/2026	EFTTPS	39-1293690	101 - Operating Checking	-14,184.90	
				39-1293690	224 - FICA/Fed Payable	5,356.08	-5,356.08
				39-1293690	2242 - FICA/Fed Payable-ER	3,577.66	-3,577.66
				39-1293690	2241 - FICA/Fed Payable-EE	3,577.66	-3,577.66
				39-1293690	2242 - FICA/Fed Payable-ER	836.75	-836.75
				39-1293690	2241 - FICA/Fed Payable-EE	836.75	-836.75
TOTAL						14,184.90	-14,184.90
EFT	Liability Check	01/14/2026	Wisconsin Department of Revenue	036-0000519180-02	101 - Operating Checking	-2,060.34	

Deer Grove EMS District
Bill Payment Detail
January 2026

Num	Type	Date	Name	Memo	Account	Original Amount	Paid Amount
				036-0000519180-02	225 - State Withholding	2,060.34	-2,060.34
TOTAL						<u>2,060.34</u>	<u>-2,060.34</u>
22640	Bill Pmt -Check	01/05/2026	Ace Hardware	Fuse	101 - Operating Checking	-9.59	
	Bill	12/31/2025		Fuse	829 - Vehicle Maintenance	9.59	-9.59
TOTAL						<u>9.59</u>	<u>-9.59</u>
22641	Bill Pmt -Check	01/05/2026	Aladtec, Inc.	1/31/26-1/30/27 EMS Manager	101 - Operating Checking	-2,447.63	
INV00457535	Bill	01/01/2026		1/31/26-1/30/27 EMS Manager	775 - IT expenses	2,447.63	-2,447.63
TOTAL						<u>2,447.63</u>	<u>-2,447.63</u>
22642	Bill Pmt -Check	01/05/2026	AT&T Mobility		101 - Operating Checking	-2,540.31	
287309122157X010126	Bill	12/23/2025		M81 Jetpack	770 - Communications	31.99	-31.99
				C79 Jetpack	770 - Communications	31.99	-31.99
				M78 Jetpack	770 - Communications	31.99	-31.99
				M80 Jetpack	770 - Communications	31.99	-31.99
				M80 Phone	770 - Communications	9.46	-9.46
				M81 Phone	770 - Communications	9.46	-9.46
				M78 Phone	770 - Communications	9.46	-9.46
				C79 Phone	770 - Communications	9.46	-9.46
				Chief Cellphone	770 - Communications	42.16	-42.16
				3 cradlepoints	829 - Vehicle Maintenance	2,332.35	-2,332.35
TOTAL						<u>2,540.31</u>	<u>-2,540.31</u>
22643	Bill Pmt -Check	01/05/2026	Dane County EMS Association	2026 DC EMS Assoc Due	101 - Operating Checking	-150.00	
	Bill	01/01/2026		2026 DC EMS Assoc Due	899 - Miscellaneous Expenses	150.00	-150.00
TOTAL						<u>150.00</u>	<u>-150.00</u>
22644	Bill Pmt -Check	01/05/2026	Diversified Benefit Services, Inc.	Sec 125 Renewal	101 - Operating Checking	-125.00	
463946	Bill	12/29/2025		Sec 125 Renewal	899 - Miscellaneous Expenses	125.00	-125.00
TOTAL						<u>125.00</u>	<u>-125.00</u>
22645	Bill Pmt -Check	01/05/2026	Fire Service Inc	Liquid Springs Repairs	101 - Operating Checking	-7,790.20	
58014	Bill	12/30/2025		Liquid Springs Repairs	829 - Vehicle Maintenance	7,790.20	-7,790.20
TOTAL						<u>7,790.20</u>	<u>-7,790.20</u>
22646	Bill Pmt -Check	01/05/2026	Galls		101 - Operating Checking	-583.31	
033353423	Bill	12/03/2025	Deer-Grove EMS Association	Class A - Rabbitt	860 - Clothing	54.08	-54.08

**Deer Grove EMS District
Bill Payment Detail
January 2026**

Num	Type	Date	Name	Memo	Account	Original Amount	Paid Amount
033405631	Bill	12/08/2025	Deer-Grove EMS Association	Class A - Krszjzaniek	860 · Clothing	80.69	-80.69
033405619	Bill	12/08/2025		Work Pant - Rabbitt	860 · Clothing	86.99	-86.99
033418320	Bill	12/09/2025	Deer-Grove EMS Association	Class A - Rabbitt	860 · Clothing	52.01	-52.01
033443622	Bill	12/11/2025	Deer-Grove EMS Association	Class A - Krszjzaniek	860 · Clothing	52.01	-52.01
033508935	Bill	12/17/2025	Deer-Grove EMS Association	Class A - Rabbitt	860 · Clothing	77.13	-77.13
033575054	Bill	12/23/2025	Deer-Grove EMS Association	Class A - Bischel	860 · Clothing	90.20	-90.20
033575053	Bill	12/23/2025	Deer-Grove EMS Association	Class A - Hesseling	860 · Clothing	90.20	-90.20
TOTAL						583.31	-583.31
22647	Bill Pmt -Check	01/05/2026	Life-Assist, Inc.		101 · Operating Checking	-741.90	
2037321	Bill	12/23/2025		Misc Medical Supplies	850 · Medical Supplies	172.02	-172.02
2039970	Bill	12/30/2025		Misc Medical Supplies	850 · Medical Supplies	119.80	-119.80
2041654	Bill	01/02/2026		Misc Medical Supplies	850 · Medical Supplies	450.08	-450.08
TOTAL						741.90	-741.90
22648	Bill Pmt -Check	01/05/2026	Madison Extinguisher Service LLC	Extinguisher service	101 · Operating Checking	-123.45	
26004	Bill	01/04/2026		Extinguisher service	829 · Vehicle Maintenance	123.45	-123.45
TOTAL						123.45	-123.45
22649	Bill Pmt -Check	01/05/2026	Penn Care, Inc.	VOID:	101 · Operating Checking	0.00	
TOTAL						0.00	0.00
22650	Bill Pmt -Check	01/05/2026	Pomast Fire Equipment	Buzz/Stitch Repairs	101 · Operating Checking	-837.50	
101846	Bill	12/11/2025		Buzz/Stitch Repairs	829 · Vehicle Maintenance	1,366.50	-837.50
TOTAL						1,366.50	-837.50
22651	Bill Pmt -Check	01/05/2026	Precision EMS Solutions	Install Cradlepoint Buzz/Mickey/Stitch	101 · Operating Checking	-1,162.50	
000039	Bill	12/30/2025		Install Cradlepoint Buzz/Mickey/Stitch	829 · Vehicle Maintenance	1,162.50	-1,162.50
TOTAL						1,162.50	-1,162.50
22652	Bill Pmt -Check	01/05/2026	US Bank		101 · Operating Checking	-6,736.67	
	Bill	01/03/2026			One Card - Office Use Only	3,023.09	-3,023.09
	Bill	01/03/2026			One Card - Lisa Antoniewicz	370.99	-370.99
	Bill	01/03/2026			One Card - Eric Lang	493.22	-493.22
	Bill	01/03/2026			One Card - Mandy Cysiewski	2,849.37	-2,849.37
TOTAL						6,736.67	-6,736.67
22654	Bill Pmt -Check	01/05/2026	Penn Care, Inc.		101 · Operating Checking	-1,621.46	

Deer Grove EMS District
Bill Payment Detail
January 2026

Num	Type	Date	Name	Memo	Account	Original Amount	Paid Amount
M155628	Bill	12/24/2025		Misc Medical Supplies	850 · Medical Supplies	378.42	-378.42
M155728	Bill	12/24/2025		Misc Medical Supplies	850 · Medical Supplies	377.34	-377.34
M156173	Bill	01/05/2026		Misc Medical Supplies	850 · Medical Supplies	865.70	-865.70
TOTAL						<u>1,621.46</u>	<u>-1,621.46</u>
EFT	Bill Pmt -Check	01/06/2026	Airgas USA, LLC	O2	101 · Operating Checking	-190.13	
9167501752	Bill	12/11/2025		O2	850 · Medical Supplies	190.13	-190.13
TOTAL						<u>190.13</u>	<u>-190.13</u>
EFT	Bill Pmt -Check	01/06/2026	Kwik Trip Extended Network	December Fuel	101 · Operating Checking	-626.67	
	Bill	12/31/2025		December Fuel	831 · Fuel	626.67	-626.67
TOTAL						<u>626.67</u>	<u>-626.67</u>
22655	Liability Check	01/20/2026	MetLife		101 · Operating Checking	-62.20	
					Supplemental Vision	62.20	-62.20
TOTAL						<u>62.20</u>	<u>-62.20</u>
EFT	Liability Check	01/23/2026	Bank of Deerfield		101 · Operating Checking	-34,321.53	
					Direct Deposit Liability	33,059.37	-33,059.37
					Direct Deposit Liability	1,262.16	-1,262.16
TOTAL						<u>34,321.53</u>	<u>-34,321.53</u>
22665	Liability Check	01/23/2026	Fire Fighters Local 311		101 · Operating Checking	-540.01	
					Local 311 Dues	540.01	-540.01
TOTAL						<u>540.01</u>	<u>-540.01</u>
EFT	Liability Check	01/23/2026	Wisconsin Deferred Compensation	98971-01	101 · Operating Checking	-1,165.42	
				98971-01	WI Deferred Comp Liability	797.62	-797.62
				98971-01	WI Deferred Comp Liability	367.80	-367.80
TOTAL						<u>1,165.42</u>	<u>-1,165.42</u>
EFT	Liability Check	01/27/2026	EFTTPS	39-1293690	101 · Operating Checking	-12,370.39	
				39-1293690	224 · FICA/Fed Payable	4,625.31	-4,625.31
				39-1293690	2242 · FICA/Fed Payable-ER	3,138.54	-3,138.54
				39-1293690	2241 · FICA/Fed Payable-EE	3,138.54	-3,138.54
				39-1293690	2242 · FICA/Fed Payable-ER	734.00	-734.00
				39-1293690	2241 · FICA/Fed Payable-EE	734.00	-734.00

Deer Grove EMS District
Bill Payment Detail
January 2026

Num	Type	Date	Name	Memo	Account	Original Amount	Paid Amount
TOTAL						12,370.39	-12,370.39
22656	Liability Check	01/20/2026	Delta Dental		101 - Operating Checking	-438.46	
					Supplemental Dental	438.46	-438.46
TOTAL						438.46	-438.46
22657	Liability Check	01/20/2026	Minnesota Life Insurance Company	2832-GL	101 - Operating Checking	-345.03	
				2832-GL	Additional	133.77	-133.77
				2832-GL	Basic	155.47	-155.47
				2832-GL	Spouse/Dependent	11.20	-11.20
				2832-GL	Supplemental	44.59	-44.59
TOTAL						345.03	-345.03
22658	Bill Pmt -Check	01/20/2026	Cardio Partners	AED Trainer Pads	101 - Operating Checking	-62.17	
600220912	Bill	01/07/2026		AED Trainer Pads	852 - Training Medical Supplies	62.17	-62.17
TOTAL						62.17	-62.17
22659	Bill Pmt -Check	01/20/2026	Forward Pharmacy	Fentanyl	101 - Operating Checking	-70.00	
	Bill	12/31/2025		Fentanyl	850 - Medical Supplies	70.00	-70.00
TOTAL						70.00	-70.00
22660	Bill Pmt -Check	01/20/2026	Horstman Computers	Upgrade laptop	101 - Operating Checking	-248.99	
2054738	Bill	12/21/2025		Upgrade laptop	775 - IT expenses	248.99	-248.99
TOTAL						248.99	-248.99
22661	Bill Pmt -Check	01/20/2026	Lake Effect HR & Law, LLC	Workplace Investigation	101 - Operating Checking	-3,870.00	
3853	Bill	12/31/2025		Workplace Investigation	880 - Legal Fees	3,870.00	-3,870.00
TOTAL						3,870.00	-3,870.00
22662	Bill Pmt -Check	01/20/2026	Madison Emergency Physicians, S.C.	Dec Med Direction	101 - Operating Checking	-1,000.00	
INV1842	Bill	12/31/2025		Dec Med Direction	728 - Medical Director Fee	1,000.00	-1,000.00
TOTAL						1,000.00	-1,000.00
22663	Bill Pmt -Check	01/20/2026	Penn Care, Inc.		101 - Operating Checking	-5,337.66	
M155433	Bill	12/19/2025		12 Oxygen Cylinder	850 - Medical Supplies	4,472.28	-4,472.28
M155628.01	Bill	01/06/2026		Misc Medical Supplies	850 - Medical Supplies	68.98	-68.98

Deer Grove EMS District
Bill Payment Detail
January 2026

Num	Type	Date	Name	Memo	Account	Original Amount	Paid Amount
M156173.01	Bill	01/14/2026		Misc Medical Supplies	850 · Medical Supplies	227.76	-227.76
M157205	Bill	01/15/2026		Misc Medical Supplies	850 · Medical Supplies	568.64	-568.64
TOTAL						5,337.66	-5,337.66
22664	Bill Pmt -Check	01/20/2026	Society Insurance	Work Comp	101 · Operating Checking	-2,718.97	
	Bill	01/12/2026		Work Comp	722 · Workmans Comp	2,718.97	-2,718.97
TOTAL						2,718.97	-2,718.97
EFT	Bill Pmt -Check	01/21/2026	Airgas USA, LLC	O2	101 · Operating Checking	-84.36	
5521404756	Bill	12/31/2025		O2	850 · Medical Supplies	84.36	-84.36
TOTAL						84.36	-84.36
EFT	Bill Pmt -Check	01/21/2026	Gordon Flesch		101 · Operating Checking	-31.84	
IN15456542	Bill	01/07/2026		St 2 Copies	740 · Office Equipment (expense)	9.34	-9.34
IN15459601	Bill	01/10/2026		St 1 Copies	740 · Office Equipment (expense)	22.50	-22.50
TOTAL						31.84	-31.84
EFT	Liability Check	01/30/2026	Aflac	MCY18	101 · Operating Checking	-161.60	
				MCY18	Aflac	161.60	-161.60
TOTAL						161.60	-161.60
EFT	Liability Check	01/30/2026	Employee Trust Funds	5300000	101 · Operating Checking	-21,001.44	
				5300000	2272 · Employer Share WRS	14,354.81	-14,354.81
				5300000	2271 · Employee Share WRS	6,646.63	-6,646.63
TOTAL						21,001.44	-21,001.44
EFT	Liability Check	01/29/2026	Wisconsin Department of Revenue	036-0000519180-02	101 · Operating Checking	-2,346.29	
				036-0000519180-02	225 · State Withholding	2,346.29	-2,346.29
TOTAL						2,346.29	-2,346.29
EFT	Liability Check	01/26/2026	Employee Trust Funds	5300000	101 · Operating Checking	-23,863.44	
				5300000	Health Insurance Liability - ER	20,286.92	-20,286.92
				5300000	Health Insurance Liability - EE	3,576.52	-3,576.52
TOTAL						23,863.44	-23,863.44
	Bill Pmt -CCard	01/05/2026	Uline	Liquid soap/hand sanitizer	One Card - Office Use Only	-953.10	
202313868	Bill	12/31/2025		Liquid soap/hand sanitizer	898 · Building and Grounds	953.10	-953.10

Deer Grove EMS District
Bill Payment Detail
January 2026

	Num	Type	Date	Name	Memo	Account	Original Amount	Paid Amount
TOTAL							953.10	-953.10
		Bill Pmt -CCard	01/06/2026	TDS	January Internet	One Card - Office Use Only	-179.00	
		Bill	12/22/2025		January Internet	770 - Communications	179.00	-179.00
TOTAL							179.00	-179.00
		Bill Pmt -CCard	01/20/2026	Bound Tree Medical, LLC	Misc Medical Supplies	One Card - Office Use Only	-210.14	
	66731257	Bill	01/05/2026		Misc Medical Supplies	850 - Medical Supplies	210.14	-210.14
TOTAL							210.14	-210.14

Deer Grove EMS District Credit Card Purchases

January 2026

Date	Source Name	Memo	Split	Amount
301 - One Card				
One Card - Eric Lang				
01/06/2026	Uniform Warehouse Inc.	High Vis Coats	860 · Clothing	747.36
Total One Card - Eric Lang				747.36
One Card - Lisa Antoniewicz				
01/05/2026	MATC - EMS Programs	Hankins ACLS card	791 · Training Center Expense	11.00
01/20/2026	MATC - EMS Programs	PALS Cards	791 · Training Center Expense	44.00
01/22/2026	MATC - EMS Programs	BLS Card - CGFD	791 · Training Center Expense	6.00
Total One Card - Lisa Antoniewicz				61.00
One Card - Mandy Cysiewski				
01/06/2026	Amazon.com	AAA Batteries	898 · Building and Grounds	7.85
01/07/2026	Quill	Calendar	742 · Office Supplies	15.99
01/08/2026	Quill	Ink Pad	742 · Office Supplies	10.99
01/20/2026	Amazon.com	Plastic sheets	898 · Building and Grounds	34.65
01/20/2026	Big Red Consulting	Direct Deposit Software	899 · Miscellaneous Expenses	99.00
01/21/2026	Amazon.com	Winter gear	860 · Clothing	323.47
Total One Card - Mandy Cysiewski				491.95
Total 301 · One Card				1,300.31
TOTAL				1,300.31

Deer Grove EMS District Payroll Transaction Detail January 2026

Date	Num	Type	Source Name	Payroll Item	Qty	Amount	
01/09/2026	DD	Paycheck	Anders, Devon C	Weekday Stipend	4	72.00	
				Weekend Stipend	4	72.00	
						144.00	
01/09/2026	DD	Paycheck	Anderson, Ethan M	Weekday Stipend	1	18.00	
						18.00	
01/09/2026	DD	Paycheck	Antoniewicz, Lisa M	Regular Hourly Rate	10	374.20	
				Antoniewicz, Lisa M	Overtime Hourly Rate	3	168.39
				Antoniewicz, Lisa M	Vacation Hourly Rate	54	2,020.68
				Antoniewicz, Lisa M	Vacation OT Hourly Rate	5	280.65
				Antoniewicz, Lisa M	Vacation Hourly Rate	16	658.40
				Antoniewicz, Lisa M	Vacation OT Hourly Rate	8	493.84
						3,996.16	
01/23/2026	DD	Paycheck	Antoniewicz, Lisa M	Regular Hourly Rate	61.25	2,520.44	
				Antoniewicz, Lisa M	Overtime Hourly Rate	11.75	725.33
				Antoniewicz, Lisa M	Regular Hourly Rate	4.75	195.46
						3,441.23	
01/09/2026	DD	Paycheck	Bauer, Roman F	Weekday Stipend	2	36.00	
				Weekend Stipend	4	72.00	
						108.00	
01/09/2026	DD	Paycheck	Belden, Elliott H	Holiday Hourly Rate	24	1,110.24	
				Belden, Elliott H	Regular Hourly Rate	24	750.24
				Belden, Elliott H	Holiday OT Rate	8	532.56
				Belden, Elliott H	Holiday Hourly Rate	16	790.08
						3,183.12	
01/23/2026	DD	Paycheck	Belden, Elliott H	Regular Hourly Rate	24	825.12	
				Belden, Elliott H	Regular Hourly Rate	2	68.76
				Belden, Elliott H	Sick Hourly Rate	14	481.32
				Belden, Elliott H	Sick OT Hourly Rate	10	515.70
				Belden, Elliott H	Vacation Hourly Rate	24	825.12
						2,716.02	

Deer Grove EMS District Payroll Transaction Detail January 2026

Date	Num	Type	Source Name	Payroll Item	Qty	Amount
01/09/2026	DD	Paycheck	Berg, Elisabeth C	Regular Hourly Rate	52	1,177.80
			Berg, Elisabeth C	Overtime Hourly Rate	26	883.48
			Berg, Elisabeth C	Holiday Hourly Rate	16	602.40
			Berg, Elisabeth C	Holiday OT Rate	8	391.84
			Berg, Elisabeth C	Regular Hourly Rate	12	299.04
			Berg, Elisabeth C	Overtime Hourly Rate	12	448.56
						3,803.12
01/23/2026	DD	Paycheck	Berg, Elisabeth C	Regular Hourly Rate	48	1,196.16
			Berg, Elisabeth C	Vacation Hourly Rate	16	398.72
			Berg, Elisabeth C	Vacation OT Hourly Rate	8	299.04
						1,893.92
01/09/2026	DD	Paycheck	Bischel, Elisabeth A	Vacation Hourly Rate	24	558.00
			Bischel, Elisabeth A	Regular Hourly Rate	24.5	569.63
			Bischel, Elisabeth A	Sick OT Hourly Rate	4	139.52
			Bischel, Elisabeth A	Holiday Hourly Rate	15.5	592.88
			Bischel, Elisabeth A	Holiday OT Rate	4.5	224.46
						2,084.49
01/23/2026	DD	Paycheck	Bischel, Elisabeth A	Regular Hourly Rate	64	1,637.12
			Bischel, Elisabeth A	Overtime Hourly Rate	8	306.96
			Bischel, Elisabeth A	Vacation Hourly Rate	16	409.28
			Bischel, Elisabeth A	Vacation OT Hourly Rate	8	306.96
						2,660.32
01/09/2026	DD	Paycheck	Blochowiak, Bradley S	Weekend Stipend	4	72.00
						72.00
01/09/2026	DD	Paycheck	Boyd, Jared D	Regular Hourly Rate	12	282.00
						282.00
01/23/2026	DD	Paycheck	Boyd, Jared D	Regular Hourly Rate	12	282.00
						282.00
01/09/2026	DD	Paycheck	Byrnes, Stephanie K	Regular Hourly Rate	25	587.50
						587.50

Deer Grove EMS District
Payroll Transaction Detail
January 2026

<u>Date</u>	<u>Num</u>	<u>Type</u>	<u>Source Name</u>	<u>Payroll Item</u>	<u>Qty</u>	<u>Amount</u>
01/09/2026	DD	Paycheck	Cummings, Ross E	Regular Hourly Rate	14	437.64
			Cummings, Ross E	Sick Hourly Rate	10	312.60
			Cummings, Ross E	Vacation Hourly Rate	16	500.16
			Cummings, Ross E	Vacation OT Hourly Rate	8	375.12
			Cummings, Ross E	Holiday Hourly Rate	24	1,110.24
						2,735.76
01/23/2026	DD	Paycheck	Cummings, Ross E	Regular Hourly Rate	80	2,750.40
			Cummings, Ross E	Overtime Hourly Rate	17.5	902.48
						3,652.88
01/09/2026	DD	Paycheck	Cysiewski, Mandy J	Regular Hourly Rate	19.75	466.30
			Cysiewski, Mandy J	Holiday Hourly Rate	12.8	302.21
						768.51
01/23/2026	DD	Paycheck	Cysiewski, Mandy J	Regular Hourly Rate	18	424.98
			Cysiewski, Mandy J	Sick Hourly Rate	14	330.54
						755.52
01/09/2026	DD	Paycheck	Doherty, Matthew T	Weekday Stipend	2	36.00
						36.00
01/09/2026	DD	Paycheck	Fedorowicz, Samantha E	CPR Instructor Wage	2	30.00
						30.00
01/09/2026	DD	Paycheck	Goth, Kevin J	Regular Hourly Rate	61	1,381.65
			Goth, Kevin J	Overtime Hourly Rate	17	577.66
			Goth, Kevin J	Regular Hourly Rate	19	473.48
			Goth, Kevin J	Overtime Hourly Rate	5	186.90
						2,619.69
01/23/2026	DD	Paycheck	Goth, Kevin J	Regular Hourly Rate	77	1,918.84
			Goth, Kevin J	Overtime Hourly Rate	8	299.04
						2,217.88
01/23/2026	DD	Paycheck	Hankins, Jefferson W	Regular Hourly Rate	11	258.50
						258.50
01/23/2026	DD	Paycheck	Hanson, Gracie M	Regular Hourly Rate	24	564.00
						564.00

Deer Grove EMS District Payroll Transaction Detail January 2026

<u>Date</u>	<u>Num</u>	<u>Type</u>	<u>Source Name</u>	<u>Payroll Item</u>	<u>Qty</u>	<u>Amount</u>
01/09/2026	DD	Paycheck	Hartman, Michael D	Weekday Stipend	1	18.00
						18.00
01/09/2026	DD	Paycheck	Hesseling, Sarah M	Regular Hourly Rate	40	930.00
			Hesseling, Sarah M	Overtime Hourly Rate	8	279.04
			Hesseling, Sarah M	Vacation Hourly Rate	24	558.00
			Hesseling, Sarah M	Regular Hourly Rate	0.5	12.79
			Hesseling, Sarah M	Vacation OT Hourly Rate	8.5	326.15
			Hesseling, Sarah M	Vacation Hourly Rate	15.5	396.49
						2,502.47
01/23/2026	DD	Paycheck	Hesseling, Sarah M	Regular Hourly Rate	64	1,720.96
			Hesseling, Sarah M	Overtime Hourly Rate	10	403.40
						2,124.36
01/09/2026	DD	Paycheck	Hewitt, Jennifer M	Regular Hourly Rate	12	282.00
						282.00
01/23/2026	DD	Paycheck	Hewitt, Jennifer M	Regular Hourly Rate	12	282.00
						282.00
01/09/2026	DD	Paycheck	Hinchley, Clairissa K	Regular Hourly Rate	34.5	843.18
			Hinchley, Clairissa K	Holiday Hourly Rate	24	946.56
			Hinchley, Clairissa K	Holiday OT Rate	8.5	470.39
			Hinchley, Clairissa K	Holiday Hourly Rate	15.5	649.30
						2,909.43
01/23/2026	DD	Paycheck	Hinchley, Clairissa K	Regular Hourly Rate	80	2,151.20
			Hinchley, Clairissa K	Overtime Hourly Rate	16	645.44
						2,796.64
01/09/2026	DD	Paycheck	Hromatko, Cory D	Overtime Hourly Rate	8	313.84
			Hromatko, Cory D	Regular Hourly Rate	40	1,046.00
			Hromatko, Cory D	Holiday Hourly Rate	24	1,050.48
						2,410.32
01/23/2026	DD	Paycheck	Hromatko, Cory D	Regular Hourly Rate	80	2,301.60
			Hromatko, Cory D	Overtime Hourly Rate	16	690.56
						2,992.16

Deer Grove EMS District Payroll Transaction Detail January 2026

<u>Date</u>	<u>Num</u>	<u>Type</u>	<u>Source Name</u>	<u>Payroll Item</u>	<u>Qty</u>	<u>Amount</u>	
01/09/2026	DD	Paycheck	Hummel, Madison T	Weekday Stipend	2	36.00	
				Weekend Stipend	2	36.00	
						72.00	
01/09/2026	DD	Paycheck	Kaiser, Christopher N	Regular Hourly Rate	35.5	834.25	
01/23/2026	DD	Paycheck	Kaiser, Christopher N	Regular Hourly Rate	10.25	240.88	
01/09/2026	DD	Paycheck	Keady, Cori G	Regular Hourly Rate	12	282.00	
01/09/2026	DD	Paycheck	Kim, Maeve N	Weekday Stipend	4	72.00	
01/09/2026	DD	Paycheck	Kohlhagen, Jeffrey T	Regular Hourly Rate	12	282.00	
01/09/2026	DD	Paycheck	Krszjzaniek, Kiana L	Regular Hourly Rate	24	543.60	
				Krszjzaniek, Kiana L	Holiday Hourly Rate	40	1,506.00
				Krszjzaniek, Kiana L	Holiday OT Rate	8	391.84
				Krszjzaniek, Kiana L	Overtime Hourly Rate	1	33.98
						2,475.42	
01/23/2026	DD	Paycheck	Krszjzaniek, Kiana L	Regular Hourly Rate	80	1,993.60	
				Krszjzaniek, Kiana L	Overtime Hourly Rate	28	1,046.64
						3,040.24	
01/09/2026	DD	Paycheck	Lang, Eric A	Salary	40	2,145.57	
				Lang, Eric A	Holiday Salary	32	1,716.46
				Lang, Eric A	Vacation Salary	8	429.12
						4,291.15	
01/23/2026	DD	Paycheck	Lang, Eric A	Salary	80	4,715.38	
01/09/2026	DD	Paycheck	Lange, Erica C	Weekday Stipend	2	36.00	
				Lange, Erica C	Weekend Stipend	2	36.00
						72.00	

Deer Grove EMS District Payroll Transaction Detail January 2026

Date	Num	Type	Source Name	Payroll Item	Qty	Amount
01/09/2026	DD	Paycheck	Lasko, Wendy J	Vacation Hourly Rate	40	1,250.40
			Lasko, Wendy J	Vacation OT Hourly Rate	8	375.12
			Lasko, Wendy J	Regular Hourly Rate	40	1,375.20
			Lasko, Wendy J	Overtime Hourly Rate	8	412.56
						3,413.28
01/23/2026	DD	Paycheck	Lasko, Wendy J	Regular Hourly Rate	64	2,200.32
			Lasko, Wendy J	Overtime Hourly Rate	8	412.56
			Lasko, Wendy J	Regular Hourly Rate	2	68.76
						2,681.64
01/09/2026	DD	Paycheck	Lillegard, Micah D	Regular Hourly Rate	12	282.00
						282.00
01/09/2026	DD	Paycheck	McMullen, Jeremy B	Regular Hourly Rate	37	869.50
			McMullen, Jeremy B	Regular Hourly Rate	6	141.00
			McMullen, Jeremy B	Holiday Hourly Rate	22	775.50
			McMullen, Jeremy B	Holiday OT Rate	2	105.76
						1,891.76
01/23/2026	DD	Paycheck	McMullen, Jeremy B	Regular Hourly Rate	9	211.50
						211.50
01/09/2026	DD	Paycheck	Meier, Easton C	Regular Hourly Rate	64	1,449.60
			Meier, Easton C	Overtime Hourly Rate	8	271.84
			Meier, Easton C	Regular Hourly Rate	16	398.72
			Meier, Easton C	Overtime Hourly Rate	8	299.04
						2,419.20
01/23/2026	DD	Paycheck	Meier, Easton C	Regular Hourly Rate	64	1,594.88
			Meier, Easton C	Overtime Hourly Rate	8	299.04
						1,893.92
01/09/2026	DD	Paycheck	Mickelson, Matthew A	Regular Hourly Rate	52.75	1,415.28
			Mickelson, Matthew A	Overtime Hourly Rate	8	322.00
			Mickelson, Matthew A	Vacation Hourly Rate	27.25	731.12
			Mickelson, Matthew A	Vacation OT Hourly Rate	8	322.00
						2,790.40

Deer Grove EMS District Payroll Transaction Detail January 2026

<u>Date</u>	<u>Num</u>	<u>Type</u>	<u>Source Name</u>	<u>Payroll Item</u>	<u>Qty</u>	<u>Amount</u>
01/23/2026	DD	Paycheck	Mickelson, Matthew A	Overtime Hourly Rate	9	398.43
			Mickelson, Matthew A	Regular Hourly Rate	80	2,360.80
			Mickelson, Matthew A	Overtime Hourly Rate	8	354.16
						3,113.39
01/23/2026	DD	Paycheck	Naviaux, William T	Regular Hourly Rate	24	564.00
						564.00
01/09/2026	DD	Paycheck	Nicholson, MaryClaire	Regular Hourly Rate	24	564.00
						564.00
01/09/2026	DD	Paycheck	Perez, Lauren N	Weekday Stipend	3	54.00
			Perez, Lauren N	Weekend Stipend	3	54.00
						108.00
01/09/2026	DD	Paycheck	Rabbitt, Emilie S	Regular Hourly Rate	40	906.00
			Rabbitt, Emilie S	Overtime Hourly Rate	8	271.84
			Rabbitt, Emilie S	Holiday Hourly Rate	24	903.60
			Rabbitt, Emilie S	Holiday Hourly Rate	0.5	19.96
						2,101.40
01/23/2026	DD	Paycheck	Rabbitt, Emilie S	Regular Hourly Rate	80	1,993.60
			Rabbitt, Emilie S	Overtime Hourly Rate	16	598.08
						2,591.68
01/09/2026	DD	Paycheck	Regali, Trevor C	Regular Hourly Rate	24	564.00
						564.00
01/09/2026	DD	Paycheck	Reichert, Kennedy M	Weekday Stipend	5	90.00
						90.00
01/23/2026	DD	Paycheck	Roman, Jennifer A	Regular Hourly Rate	24.75	581.63
						581.63
01/23/2026	DD	Paycheck	Rousseau, Cynthia	Regular Hourly Rate	12	282.00
						282.00

Deer Grove EMS District Payroll Transaction Detail January 2026

<u>Date</u>	<u>Num</u>	<u>Type</u>	<u>Source Name</u>	<u>Payroll Item</u>	<u>Qty</u>	<u>Amount</u>
01/09/2026	DD	Paycheck	Salov, Courtney A	Regular Hourly Rate	40	977.60
			Salov, Courtney A	Overtime Hourly Rate	8.5	311.61
			Salov, Courtney A	Holiday Hourly Rate	24	946.56
			Salov, Courtney A	Regular Hourly Rate	16	430.24
			Salov, Courtney A	Overtime Hourly Rate	8	322.72
						2,988.73
01/23/2026	DD	Paycheck	Salov, Courtney A	Regular Hourly Rate	64	1,720.96
			Salov, Courtney A	Overtime Hourly Rate	8	322.72
						2,043.68
01/09/2026	DD	Paycheck	Sanders, Seth C	Holiday Hourly Rate	40	1,768.40
			Sanders, Seth C	Holiday OT Rate	8	470.56
			Sanders, Seth C	Regular Hourly Rate	24	701.04
			Sanders, Seth C	Holiday Hourly Rate	16	754.08
			Sanders, Seth C	Holiday OT Rate	8	505.60
						4,199.68
01/23/2026	DD	Paycheck	Sanders, Seth C	Regular Hourly Rate	56	1,799.28
			Sanders, Seth C	Overtime Hourly Rate	16	771.20
			Sanders, Seth C	Vacation Hourly Rate	24	771.12
						3,341.60
01/09/2026	DD	Paycheck	Schoepp, Hunter L	Weekday Stipend	4	72.00
			Schoepp, Hunter L	Weekend Stipend	2	36.00
						108.00
01/09/2026	DD	Paycheck	Schultz, Daniel S	CPR Instructor Wage	5.75	86.25
						86.25
01/09/2026	DD	Paycheck	Severson, Erik L	Weekday Stipend	2	36.00
						36.00
01/09/2026	DD	Paycheck	Tucker, Trenten M	Weekday Stipend	4	72.00
						Tucker, Trenten M
01/09/2026	DD	Paycheck	Walker, Kathryn B	Regular Hourly Rate	12	282.00
01/09/2026	DD	Paycheck	Woodstock, Steven R	Regular Hourly Rate	24	564.00

8:48 PM

02/11/26

**Deer Grove EMS District
Payroll Transaction Detail
January 2026**

<u>Date</u>	<u>Num</u>	<u>Type</u>	<u>Source Name</u>	<u>Payroll Item</u>	<u>Qty</u>	<u>Amount</u>
01/23/2026	DD	Paycheck	Woodstock, Steven R	Regular Hourly Rate	24	564.00
						<u>564.00</u>
TOTAL						<u><u>112,089.06</u></u>

8:49 PM

02/11/26

Accrual Basis

Deer Grove EMS District
Member expenses and reimbursements through payroll
As of January 31, 2026

Type	Date	Num	Name	Memo	Amount
1512 · Member Personal Expenses Due					
Total 1512 · Member Personal Expenses Due					
Member Reimbursements Payable					
Paycheck	01/09/2026	DD	Rabbitt, Emilie S		257.93
Total Member Reimbursements Payable					257.93
TOTAL					257.93

Deer Grove EMS District
Deposit Detail
January 2026

Type	Date	Name	Memo	Account	Amount
General Journal	01/31/2026	EMSMC	Payment Received - Overpayment Returns - Jan	105 · Bank First	95,925.39
		EMSMC	Payment Received - Overpayment Returns - Jan	1210 · Lifequest Receivables	-95,925.39
TOTAL					-95,925.39
General Journal	01/31/2026		Payment received with no paperwork	105 · Bank First	13,141.12
			Payment received with no paperwork	Lifequest Deposit Adjustments	-13,141.12
TOTAL					-13,141.12
Deposit	01/26/2026		Deposit	103 · Savings bank of Deerfield	287,739.09
Payment	01/22/2026	Deerfield Fire Dept.		1499 · Undeposited Funds	-1,342.52
Sales Receipt	01/22/2026	Town of Cottage Grove		1499 · Undeposited Funds	-70,459.17
Sales Receipt	01/22/2026	Village of Deerfield		1499 · Undeposited Funds	-48,042.46
Sales Receipt	01/22/2026	Village of Cottage Grove{c}		1499 · Undeposited Funds	-167,529.02
Payment	01/22/2026	Town of Cottage Grove		1499 · Undeposited Funds	-365.92
TOTAL					-287,739.09
Deposit	01/31/2026		Interest	103 · Savings bank of Deerfield	1,616.89
			Interest	640 · Interest Earned	-1,616.89
TOTAL					-1,616.89
Deposit	01/31/2026		Interest	101 · Operating Checking	4.09
			Interest	640 · Interest Earned	-4.09
TOTAL					-4.09

Aging Summary Report

2024	Billable Units	Current	31-60 days	61-90 days	91-120	121-180	Over 180	Total	Write Offs	Deposit from Collections
January	278	89,122.46	163,650.79	63,578.35	20,238.33	21,965.20	50,648.10	409,203.23		40,879.43
February	232	22,879.50	99,245.55	133,366.71	29,102.38	9,045.60	54,789.10	348,428.84	1,176.00	47,174.76
March	331	21,633.82	134,531.03	162,473.20	129,204.41	38,043.88	50,143.50	536,029.84		28,036.52
April	383	39,540.17	104,805.75	116,908.52	104,299.87	139,960.51	56,923.40	562,438.22		94,580.34
May	434	172,136.08	65,148.73	67,423.90	87,929.80	195,787.30	68,768.37	657,194.18		63,773.67
June	417	197,989.33	55,257.52	42,696.43	36,404.50	120,119.23	167,484.41	619,951.42		72,134.22
July	417	417,573.68	40,672.69	16,450.74	15,703.60	51,033.10	55,250.38	596,684.19		111,799.07
August	414	369,700.81	72,625.52	11,777.42	3,078.20	17,565.10	31,147.38	505,894.43	634.00	133,964.82
September	433	272,941.33	123,636.64	58,756.77	4,482.44	4,012.20	44,677.28	508,506.66		63,720.97
October	489	336,527.98	116,793.95	59,535.07	41,640.24	7,548.64	29,982.20	592,028.08		60,655.02
November	526	296,327.43	114,226.19	83,725.98	39,235.91	35,451.54	30,076.20	599,043.25		82,142.89
December	545	250,643.10	133,492.97	95,053.20	57,998.97	58,546.96	15,441.90	611,177.10		76,288.03
									1,810.00	875,149.74

2025	Billable Units	Current	31-60 days	61-90 days	91-120	121-180	Over 180	Total	Write Offs	Deposit from Collections
January	633	442,586.97	97,429.50	72,185.64	48,850.85	70,998.21	35,334.89	767,386.06		77,016.11
February	671	489,987.47	116,079.48	51,842.70	42,566.88	61,804.66	37,712.17	799,993.36		87,295.40
March	642	381,407.23	160,252.84	54,411.50	34,321.17	54,114.21	62,478.68	746,985.63		104,436.65
April	671	420,013.60	118,881.21	87,055.89	14,574.36	42,779.67	67,549.92	750,854.65		104,683.78
May	717	390,833.00	156,085.56	86,226.23	51,215.55	25,666.47	75,651.28	785,678.09		70,041.53
June	587	360,076.96	107,920.11	97,383.99	38,939.09	16,474.89	7,271.05	628,066.09		80,786.40
July	652	426,017.38	135,598.34	62,751.35	39,256.00	21,195.25	6,880.31	691,698.63		85,720.38
August	649	342,588.85	195,248.81	100,479.68	35,094.18	37,618.07	10,297.20	721,326.79		84,150.03
September	644	384,281.32	87,398.54	129,872.56	62,075.08	44,790.79	16,538.51	724,956.80		74,504.96
October	668	317,211.94	203,355.87	14,332.44	93,149.28	68,393.39	36,464.93	732,907.85		84,751.40
November	660	262,788.17	195,683.70	105,849.59	26,309.82	91,560.86	49,414.85	731,606.99		63,754.00
December	722	410,520.73	113,990.93	103,918.94	86,199.14	58,928.18	65,581.10	839,139.02		71,552.35
									0.00	988,692.99

2026	Billable Units	Current	31-60 days	61-90 days	91-120	121-180	Over 180	Total	Write Offs	Deposit from Collections
January	711	338,305.56	167,525.17	69,335.17	68,847.56	53,899.61	98,331.11	796,244.18		90,353.72
February										
March										
April										
May										
June										
July										
August										
September										
October										
November										
December										
									0.00	90,353.72

PREPARED FOR DEER GROVE EMS DISTRICT

By:

EMS | MC

EMS MANAGEMENT & CONSULTANTS

RESULTS | SERVICE | COMMUNITY

12 MONTH DATE OF SERVICE ANALYSIS

Primary Payor Mix
6-12 Month Mature Average

Primary Payor	% of Trips
Medicare	25%
Medicare Advantage	26%
Insurance	24%
Medicaid	4%
Medicaid MCO	8%
Patient	10%
Facility	1%
Other Govt. Payers	1%
TPL	2%

Net Collection Percentages
6-12 Month Mature Average

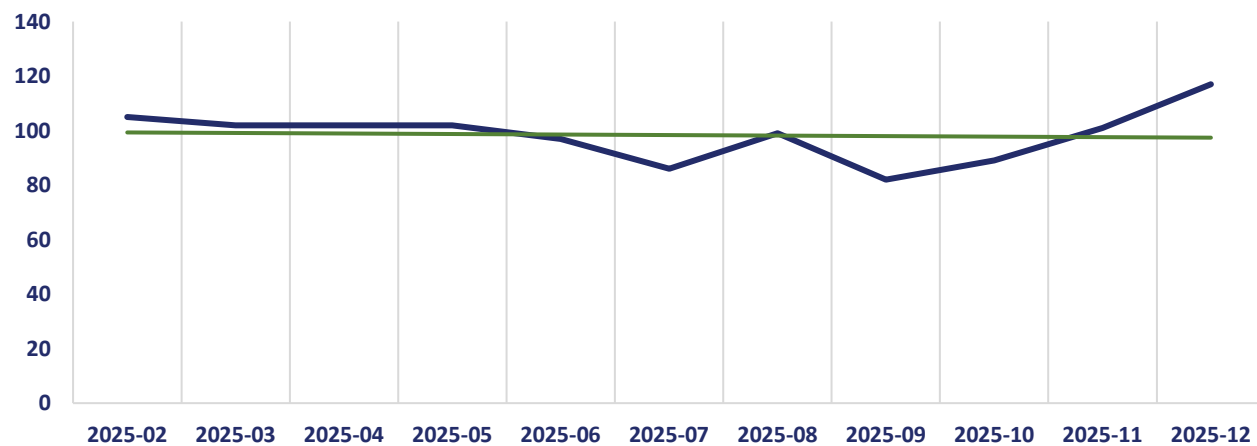
Primary Payor	Coll %
Medicare	96%
Medicare Advantage	84%
Insurance	69%
Medicaid	85%
Medicaid MCO	63%
Patient	18%
Facility	43%
Other Govt. Payers	98%
TPL	48%
Overall 6-12m	67%

Cash Per Trip
6-12 Month Mature Average

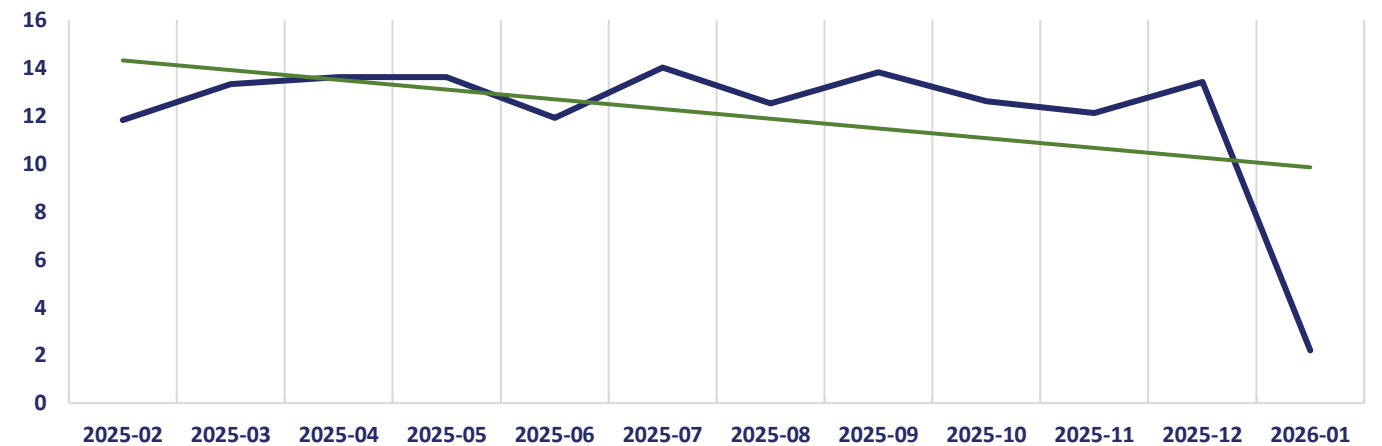
Primary Payor	CPT
Medicare	\$ 616.36
Medicare Advantage	\$ 648.54
Insurance	\$ 1,474.68
Medicaid	\$ 405.12
Medicaid MCO	\$ 668.89
Patient	\$ 319.42
Facility	\$ 285.60
Other Govt. Payers	\$ 1,759.16
TPL	\$ 822.10
Overall 6-12m	\$ 808.72

DOS	Trip Count	Gross Charges	Contr Allow	Net Charges	Rev Adj	Payments	Write Offs	Refunds	Balance Due	Gross Chg/Trip	Net Chg/Trip	Cash/Trip	Net Coll %
2025-02	105	206,060.00	83,426.68	122,633.32	(54.82)	80,272.01	4,642.41	320.00	38,093.72	1,962.48	1,167.94	761.45	65.2%
2025-03	102	216,297.70	99,336.60	116,961.10	21.90	87,319.35	-	-	29,619.85	2,120.57	1,146.68	856.07	74.7%
2025-04	102	215,429.30	98,456.95	116,972.35	(8.38)	77,075.54	2,890.80	733.92	37,748.31	2,112.05	1,146.79	748.45	65.3%
2025-05	102	218,780.90	90,289.68	128,491.22	(54.08)	89,613.62	2,024.34	2,474.77	39,382.11	2,144.91	1,259.72	854.30	67.8%
2025-06	97	194,312.60	73,969.62	120,342.98	(7.64)	79,811.54	-	-	40,539.08	2,003.22	1,240.65	822.80	66.3%
2025-07	86	183,439.90	73,607.59	109,832.31	(28.50)	69,824.96	2,327.20	6.00	37,714.65	2,133.02	1,277.12	811.85	63.6%
2025-08	99	201,994.30	71,529.62	130,464.68	-	72,884.20	-	-	57,580.48	2,040.35	1,317.83	736.20	55.9%
2025-09	82	173,383.20	77,126.63	96,256.57	(22.26)	48,773.08	1,168.00	-	46,337.75	2,114.43	1,173.86	594.79	50.7%
2025-10	89	179,762.30	73,763.54	105,998.76	(0.05)	50,013.90	-	-	55,984.91	2,019.80	1,191.00	561.95	47.2%
2025-11	101	199,976.80	65,753.31	134,223.49	-	55,795.11	-	-	78,428.38	1,979.97	1,328.95	552.43	41.6%
2025-12	117	248,684.90	96,025.51	152,659.39	-	47,185.61	-	-	105,473.78	2,125.51	1,304.78	403.30	30.9%
2026-01	89	128,276.60	9,653.36	118,623.24	-	2,818.45	-	-	115,804.79	1,441.31	1,332.85	31.67	2.4%
Totals	1,171	2,366,398.50	912,939.09	1,453,459.41	(153.83)	761,387.37	13,052.75	3,534.69	682,707.81	2,020.84	1,241.21	647.18	52.1%

Trip Count Trend - Excluding Current Month



Average Loaded Miles



12 MONTH DATE OF SERVICE ANALYSIS BY PRIMARY PAYOR CATEGORY

MEDICARE													
DOS	Trip Count	Gross Charges	Contr Allow	Net Charges	Rev Adj	Payments	Write Offs	Refunds	Balance Due	Gross Chg/Trip	Net Chg/Trip	Cash/Trip	Net Coll %
2025-02	25	43,867.00	29,595.98	14,271.02	-	15,038.02	-	30.00	(737.00)	1,754.68	570.84	600.32	105.2%
2025-03	26	55,101.70	38,832.28	16,269.42	-	16,607.08	-	-	(337.66)	2,119.30	625.75	638.73	102.1%
2025-04	36	79,347.80	56,323.08	23,024.72	-	22,957.65	-	119.50	186.57	2,204.11	639.58	634.39	99.2%
2025-05	28	56,315.00	37,417.60	18,897.40	-	17,556.61	-	121.17	1,461.96	2,011.25	674.91	622.69	92.3%
2025-06	19	41,581.80	28,487.16	13,094.64	-	10,871.71	-	-	2,222.93	2,188.52	689.19	572.20	83.0%
2025-07	16	32,756.50	21,963.31	10,793.19	-	9,699.19	-	6.00	1,100.00	2,047.28	674.57	605.82	89.8%
2025-08	23	47,642.10	32,508.72	15,133.38	-	14,027.97	-	-	1,105.41	2,071.40	657.97	609.91	92.7%
2025-09	30	65,271.20	44,356.95	20,914.25	-	18,412.17	-	-	2,502.08	2,175.71	697.14	613.74	88.0%
2025-10	30	62,493.30	43,508.10	18,985.20	(0.05)	17,664.76	-	-	1,320.49	2,083.11	632.84	588.83	93.0%
2025-11	17	34,873.40	23,347.70	11,525.70	-	8,980.97	-	-	2,544.73	2,051.38	677.98	528.29	77.9%
2025-12	28	60,919.40	42,289.53	18,629.87	-	15,487.78	-	-	3,142.09	2,175.69	665.35	553.14	83.1%
2026-01	16	32,622.40	1,594.87	31,027.53	-	331.63	-	-	30,695.90	2,038.90	1,939.22	20.73	1.1%
Totals	294	612,791.60	400,225.28	212,566.32	(0.05)	167,635.54	-	276.67	45,207.50	2,084.33	723.01	569.25	78.7%
MEDICARE ADVANTAGE													
DOS	Trip Count	Gross Charges	Contr Allow	Net Charges	Rev Adj	Payments	Write Offs	Refunds	Balance Due	Gross Chg/Trip	Net Chg/Trip	Cash/Trip	Net Coll %
2025-02	29	57,585.10	31,535.39	26,049.71	2.18	20,173.51	2,237.01	290.00	3,927.01	1,985.69	898.27	685.64	76.3%
2025-03	34	70,298.50	45,482.73	24,815.77	-	23,369.34	-	-	1,446.43	2,067.60	729.88	687.33	94.2%
2025-04	17	36,893.90	22,809.69	14,084.21	(0.14)	9,252.95	300.00	-	4,531.40	2,170.23	828.48	544.29	65.7%
2025-05	27	56,846.60	36,227.16	20,619.44	-	22,028.84	-	2,353.60	944.20	2,105.43	763.68	728.71	95.4%
2025-06	21	43,244.00	29,657.55	13,586.45	-	10,856.75	-	-	2,729.70	2,059.24	646.97	516.99	79.9%
2025-07	27	57,912.20	37,196.61	20,715.59	-	17,486.66	-	-	3,228.93	2,144.90	767.24	647.65	84.4%
2025-08	14	27,815.50	16,021.56	11,793.94	-	8,484.40	-	-	3,309.54	1,986.82	842.42	606.03	71.9%
2025-09	13	26,653.40	16,710.01	9,943.39	-	5,890.29	-	-	4,053.10	2,050.26	764.88	453.10	59.2%
2025-10	18	31,831.10	16,472.43	15,358.67	-	7,268.65	-	-	8,090.02	1,768.39	853.26	403.81	47.3%
2025-11	19	41,946.40	25,595.36	16,351.04	-	8,215.07	-	-	8,135.97	2,207.71	860.58	432.37	50.2%
2025-12	27	57,471.90	36,332.30	21,139.60	-	12,765.34	-	-	8,374.26	2,128.59	782.95	472.79	60.4%
2026-01	9	18,299.10	5,863.47	12,435.63	-	2,085.09	-	-	10,350.54	2,033.23	1,381.74	231.68	16.8%
Totals	255	526,797.70	319,904.26	206,893.44	2.04	147,876.89	2,537.01	2,643.60	59,121.10	2,065.87	811.35	569.54	70.2%
INSURANCE													
DOS	Trip Count	Gross Charges	Contr Allow	Net Charges	Rev Adj	Payments	Write Offs	Refunds	Balance Due	Gross Chg/Trip	Net Chg/Trip	Cash/Trip	Net Coll %
2025-02	21	40,601.10	-	40,601.10	(75.00)	29,960.71	-	-	10,715.39	1,933.39	1,933.39	1,426.70	73.8%
2025-03	21	45,333.70	1,903.27	43,430.43	-	36,523.85	-	-	6,906.58	2,158.75	2,068.12	1,739.23	84.1%
2025-04	29	61,096.80	1,875.62	59,221.18	(8.24)	37,575.40	2,590.80	614.42	19,677.64	2,106.79	2,042.11	1,274.52	62.4%
2025-05	22	53,709.00	21.57	53,687.43	-	32,913.39	2,024.34	-	18,749.70	2,441.32	2,440.34	1,496.06	61.3%
2025-06	32	72,697.90	4,661.96	68,035.94	(7.12)	51,960.61	-	-	16,082.45	2,271.81	2,126.12	1,623.77	76.4%
2025-07	16	37,769.00	600.20	37,168.80	(3.24)	19,610.12	-	-	17,561.92	2,360.56	2,323.05	1,225.63	52.8%
2025-08	30	60,334.80	2,447.75	57,887.05	-	36,869.03	-	-	21,018.02	2,011.16	1,929.57	1,228.97	63.7%
2025-09	11	24,951.90	821.82	24,130.08	-	11,028.42	-	-	13,101.66	2,268.35	2,193.64	1,002.58	45.7%
2025-10	18	36,691.20	1,263.80	35,427.40	-	11,651.43	-	-	23,775.97	2,038.40	1,968.19	647.30	32.9%
2025-11	19	45,068.00	2,338.94	42,729.06	-	26,568.47	-	-	16,160.59	2,372.00	2,248.90	1,398.34	62.2%
2025-12	20	46,659.60	-	46,659.60	-	11,426.87	-	-	35,232.73	2,332.98	2,332.98	571.34	24.5%
2026-01	22	36,502.80	-	36,502.80	-	-	-	-	36,502.80	1,659.22	1,659.22	-	0.0%
Totals	261	561,415.80	15,934.93	545,480.87	(93.60)	306,088.30	4,615.14	614.42	235,485.45	2,151.02	2,089.97	1,170.40	56.0%

12 MONTH DATE OF SERVICE ANALYSIS BY PRIMARY PAYOR CATEGORY

MEDICAID													
DOS	Trip Count	Gross Charges	Contr Allow	Net Charges	Rev Adj	Payments	Write Offs	Refunds	Balance Due	Gross Chg/Trip	Net Chg/Trip	Cash/Trip	Net Coll %
2025-02	8	16,027.20	12,133.81	3,893.39	18.00	3,875.39	-	-	-	2,003.40	486.67	484.42	99.5%
2025-03	1	1,118.00	1,031.00	87.00	-	75.00	-	-	12.00	1,118.00	87.00	75.00	86.2%
2025-04	2	4,540.60	3,356.95	1,183.65	-	1,183.65	-	-	-	2,270.30	591.83	591.83	100.0%
2025-05	6	9,778.80	5,815.17	3,963.63	-	2,488.97	-	-	1,474.66	1,629.80	660.61	414.83	62.8%
2025-06	2	1,445.00	1,277.00	168.00	-	150.00	-	-	18.00	722.50	84.00	75.00	89.3%
2025-07	3	4,868.50	3,728.84	1,139.66	-	1,139.66	-	-	-	1,622.83	379.89	379.89	100.0%
2025-08	1	2,161.00	1,597.31	563.69	-	563.69	-	-	-	2,161.00	563.69	563.69	100.0%
2025-09	3	5,168.50	3,910.02	1,258.48	-	1,185.48	-	-	73.00	1,722.83	419.49	395.16	94.2%
2025-10	2	1,873.00	1,704.00	169.00	-	145.00	-	-	24.00	936.50	84.50	72.50	85.8%
2025-11	5	6,459.90	-	6,459.90	-	-	-	-	6,459.90	1,291.98	1,291.98	-	0.0%
2025-12	5	12,500.70	-	12,500.70	-	-	-	-	12,500.70	2,500.14	2,500.14	-	0.0%
2026-01	4	7,703.80	-	7,703.80	-	-	-	-	7,703.80	1,925.95	1,925.95	-	0.0%
Totals	42	73,645.00	34,554.10	39,090.90	18.00	10,806.84	-	-	28,266.06	1,753.45	930.74	257.31	27.6%

MEDICAID MCO													
DOS	Trip Count	Gross Charges	Contr Allow	Net Charges	Rev Adj	Payments	Write Offs	Refunds	Balance Due	Gross Chg/Trip	Net Chg/Trip	Cash/Trip	Net Coll %
2025-02	10	24,769.20	10,161.50	14,607.70	-	6,965.68	-	-	7,642.02	2,476.92	1,460.77	696.57	47.7%
2025-03	8	18,534.60	10,334.12	8,200.48	21.00	4,891.88	-	-	3,287.60	2,316.83	1,025.06	611.49	59.7%
2025-04	8	20,182.70	14,091.61	6,091.09	-	3,908.99	-	-	2,182.10	2,522.84	761.39	488.62	64.2%
2025-05	5	11,583.40	8,934.52	2,648.88	-	2,835.88	-	-	(187.00)	2,316.68	529.78	567.18	107.1%
2025-06	9	17,423.90	9,885.95	7,537.95	(0.52)	4,743.47	-	-	2,795.00	1,935.99	837.55	527.05	62.9%
2025-07	9	21,689.70	8,662.42	13,027.28	(0.26)	9,429.84	-	-	3,597.70	2,409.97	1,447.48	1,047.76	72.4%
2025-08	11	25,863.40	17,399.98	8,463.42	-	8,188.41	-	-	275.01	2,351.22	769.40	744.40	96.8%
2025-09	10	21,971.20	9,987.69	11,983.51	-	6,948.51	-	-	5,035.00	2,197.12	1,198.35	694.85	58.0%
2025-10	12	28,513.20	10,815.21	17,697.99	-	10,968.86	-	-	6,729.13	2,376.10	1,474.83	914.07	62.0%
2025-11	18	40,603.30	11,459.20	29,144.10	-	10,932.60	-	-	18,211.50	2,255.74	1,619.12	607.37	37.5%
2025-12	22	45,543.60	17,403.68	28,139.92	-	7,505.62	-	-	20,634.30	2,070.16	1,279.09	341.16	26.7%
2026-01	12	18,930.90	634.00	18,296.90	-	84.00	-	-	18,212.90	1,577.58	1,524.74	7.00	0.5%
Totals	134	295,609.10	129,769.88	165,839.22	20.22	77,403.74	-	-	88,415.26	2,206.04	1,237.61	577.64	46.7%

PATIENT													
DOS	Trip Count	Gross Charges	Contr Allow	Net Charges	Rev Adj	Payments	Write Offs	Refunds	Balance Due	Gross Chg/Trip	Net Chg/Trip	Cash/Trip	Net Coll %
2025-02	10	21,350.40	-	21,350.40	-	2,507.70	2,405.40	-	16,437.30	2,135.04	2,135.04	250.77	11.7%
2025-03	9	19,268.20	-	19,268.20	0.90	5,287.40	-	-	13,979.90	2,140.91	2,140.91	587.49	27.4%
2025-04	8	11,940.50	-	11,940.50	-	2,196.90	-	-	9,743.60	1,492.56	1,492.56	274.61	18.4%
2025-05	7	14,180.10	-	14,180.10	-	2,265.86	-	-	11,914.24	2,025.73	2,025.73	323.69	16.0%
2025-06	12	16,473.00	-	16,473.00	-	500.00	-	-	15,973.00	1,372.75	1,372.75	41.67	3.0%
2025-07	11	21,282.90	1,280.60	20,002.30	-	5,449.00	2,327.20	-	12,226.10	1,934.81	1,818.39	495.36	27.2%
2025-08	19	35,895.40	1,554.30	34,341.10	-	4,750.70	-	-	29,590.40	1,889.23	1,807.43	250.04	13.8%
2025-09	8	14,923.60	-	14,923.60	-	-	1,168.00	-	13,755.60	1,865.45	1,865.45	-	0.0%
2025-10	8	15,776.80	-	15,776.80	-	2,315.20	-	-	13,461.60	1,972.10	1,972.10	289.40	14.7%
2025-11	15	22,818.10	1,667.50	21,150.60	-	398.00	-	-	20,752.60	1,521.21	1,410.04	26.53	1.9%
2025-12	11	17,489.90	-	17,489.90	-	-	-	-	17,489.90	1,589.99	1,589.99	-	0.0%
2026-01	25	11,974.80	-	11,974.80	-	-	-	-	11,974.80	478.99	478.99	-	0.0%
Totals	143	223,373.70	4,502.40	218,871.30	0.90	25,670.76	5,900.60	-	187,299.04	1,562.05	1,530.57	179.52	11.7%

12 MONTH DATE OF SERVICE ANALYSIS BY PRIMARY PAYOR CATEGORY

FACILITY													
DOS	Trip Count	Gross Charges	Contr Allow	Net Charges	Rev Adj	Payments	Write Offs	Refunds	Balance Due	Gross Chg/Trip	Net Chg/Trip	Cash/Trip	Net Coll %
2025-02	1	727.00	-	727.00	-	618.00	-	-	109.00	727.00	727.00	618.00	85.0%
2025-03	-	-	-	-	-	-	-	-	-	-	-	-	0.0%
2025-04	2	1,427.00	-	1,427.00	-	-	-	-	1,427.00	713.50	713.50	-	0.0%
2025-05	-	-	-	-	-	-	-	-	-	-	-	-	0.0%
2025-06	-	-	-	-	-	-	-	-	-	-	-	-	0.0%
2025-07	1	700.00	175.61	524.39	-	524.39	-	-	-	700.00	524.39	524.39	100.0%
2025-08	-	-	-	-	-	-	-	-	-	-	-	-	0.0%
2025-09	3	5,229.20	1,340.14	3,889.06	-	-	-	-	3,889.06	1,743.07	1,296.35	-	0.0%
2025-10	-	-	-	-	-	-	-	-	-	-	-	-	0.0%
2025-11	1	1,800.00	1,344.61	455.39	-	-	-	-	455.39	1,800.00	455.39	-	0.0%
2025-12	-	-	-	-	-	-	-	-	-	-	-	-	0.0%
2026-01	-	-	-	-	-	-	-	-	-	-	-	-	0.0%
Totals	8	9,883.20	2,860.36	7,022.84	-	1,142.39	-	-	5,880.45	1,235.40	877.86	142.80	16.3%

OTHER GOVT. PAYERS													
DOS	Trip Count	Gross Charges	Contr Allow	Net Charges	Rev Adj	Payments	Write Offs	Refunds	Balance Due	Gross Chg/Trip	Net Chg/Trip	Cash/Trip	Net Coll %
2025-02	-	-	-	-	-	-	-	-	-	-	-	-	0.0%
2025-03	-	-	-	-	-	-	-	-	-	-	-	-	0.0%
2025-04	-	-	-	-	-	-	-	-	-	-	-	-	0.0%
2025-05	3	7,083.60	1,683.52	5,400.08	(42.91)	5,277.48	-	-	165.51	2,361.20	1,800.03	1,759.16	97.7%
2025-06	-	-	-	-	-	-	-	-	-	-	-	-	0.0%
2025-07	2	4,091.40	-	4,091.40	(25.00)	4,116.40	-	-	-	2,045.70	2,045.70	2,058.20	100.6%
2025-08	-	-	-	-	-	-	-	-	-	-	-	-	0.0%
2025-09	3	6,841.80	-	6,841.80	(22.26)	5,308.21	-	-	1,555.85	2,280.60	2,280.60	1,769.40	77.6%
2025-10	1	2,583.70	-	2,583.70	-	-	-	-	2,583.70	2,583.70	2,583.70	-	0.0%
2025-11	-	-	-	-	-	-	-	-	-	-	-	-	0.0%
2025-12	2	4,742.10	-	4,742.10	-	-	-	-	4,742.10	2,371.05	2,371.05	-	0.0%
2026-01	1	2,242.80	1,561.02	681.78	-	317.73	-	-	364.05	2,242.80	681.78	317.73	46.6%
Totals	12	27,585.40	3,244.54	24,340.86	(90.17)	15,019.82	-	-	9,411.21	2,298.78	2,028.41	1,251.65	61.7%

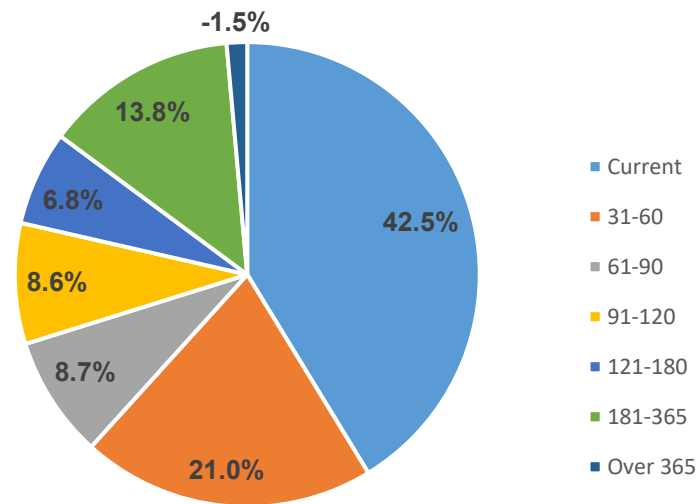
TPL													
DOS	Trip Count	Gross Charges	Contr Allow	Net Charges	Rev Adj	Payments	Write Offs	Refunds	Balance Due	Gross Chg/Trip	Net Chg/Trip	Cash/Trip	Net Coll %
2025-02	1	1,133.00	-	1,133.00	-	1,133.00	-	-	-	1,133.00	1,133.00	1,133.00	100.0%
2025-03	3	6,643.00	1,753.20	4,889.80	-	564.80	-	-	4,325.00	2,214.33	1,629.93	188.27	11.6%
2025-04	-	-	-	-	-	-	-	-	-	-	-	-	0.0%
2025-05	4	9,284.40	190.14	9,094.26	(11.17)	4,246.59	-	-	4,858.84	2,321.10	2,273.57	1,061.65	46.7%
2025-06	2	1,447.00	-	1,447.00	-	729.00	-	-	718.00	723.50	723.50	364.50	50.4%
2025-07	1	2,369.70	-	2,369.70	-	2,369.70	-	-	-	2,369.70	2,369.70	2,369.70	100.0%
2025-08	1	2,282.10	-	2,282.10	-	-	-	-	2,282.10	2,282.10	2,282.10	-	0.0%
2025-09	1	2,372.40	-	2,372.40	-	-	-	-	2,372.40	2,372.40	2,372.40	-	0.0%
2025-10	-	-	-	-	-	-	-	-	-	-	-	-	0.0%
2025-11	7	6,407.70	-	6,407.70	-	700.00	-	-	5,707.70	915.39	915.39	100.00	10.9%
2025-12	2	3,357.70	-	3,357.70	-	-	-	-	3,357.70	1,678.85	1,678.85	-	0.0%
2026-01	-	-	-	-	-	-	-	-	-	-	-	-	0.0%
Totals	22	35,297.00	1,943.34	33,353.66	(11.17)	9,743.09	-	-	23,621.74	1,604.41	1,516.08	442.87	29.2%

OUTSTANDING AR AGING BY PAYOR CATEGORY

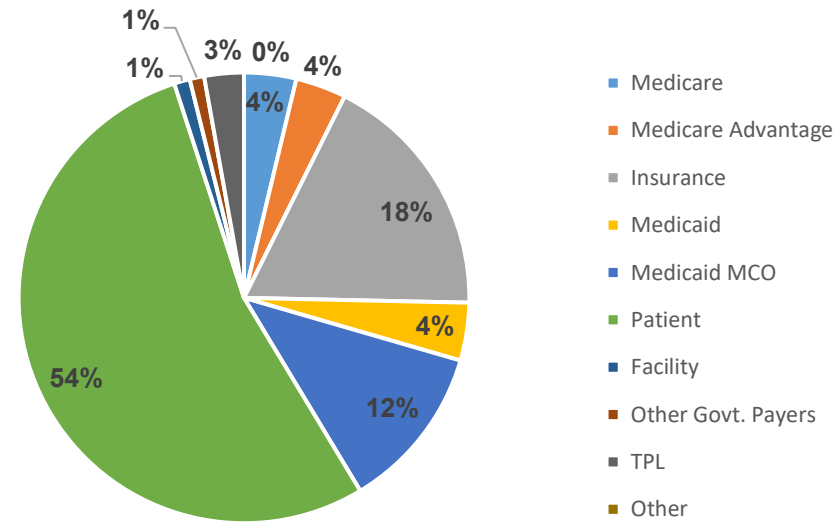
AGING BY AGING DATE & CURRENT PAYOR

Current Payor	Current	31-60	61-90	91-120	121-180	181-365	Over 365	Total
Medicare	28,114.30	1,120.00	712.00	2,367.00	1,925.90	(2,468.13)	(1,984.40)	29,786.67
Medicare Advantage	11,465.57	13,343.40	2,007.81	1,649.71	2,204.30	(1,866.74)	142.45	28,946.50
Insurance	83,979.00	29,713.75	13,303.89	12,692.45	7,393.41	3,986.68	(8,012.99)	143,056.19
Medicaid	22,946.63	7,604.18	2,349.00	(120.76)	1,927.27	12.00	(1,714.23)	33,004.09
Medicaid MCO	44,496.94	31,411.44	13,579.52	4,721.43	1,314.01	3,138.25	(4,045.94)	94,615.65
Patient	131,256.92	78,551.96	28,777.71	47,537.73	37,218.86	103,475.31	155.33	426,973.82
Facility	1,100.00	-	2,784.59	-	459.86	1,536.00	3,144.43	9,024.88
Other Govt. Payers	7,325.80	-	145.51	-	20.00	-	755.09	8,246.40
TPL	7,620.40	5,780.44	5,675.14	-	1,436.00	2,196.00	(118.00)	22,589.98
Other	-	-	-	-	-	-	-	-
Total	338,305.56	167,525.17	69,335.17	68,847.56	53,899.61	110,009.37	(11,678.26)	796,244.18

AR Aging Percent



AR by Payor Category



ACCOUNTS RECEIVABLE RECONCILIATION REPORT

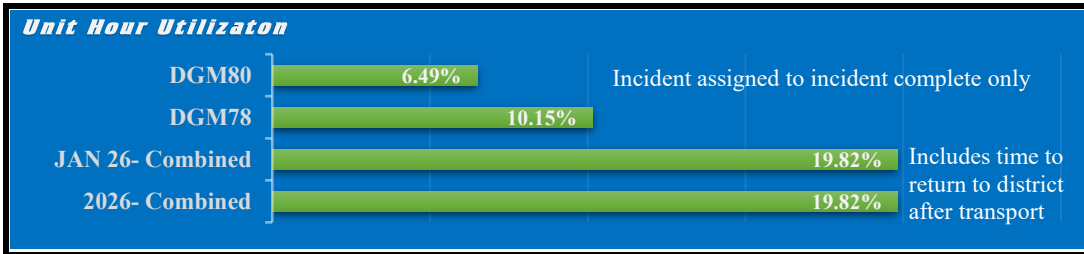
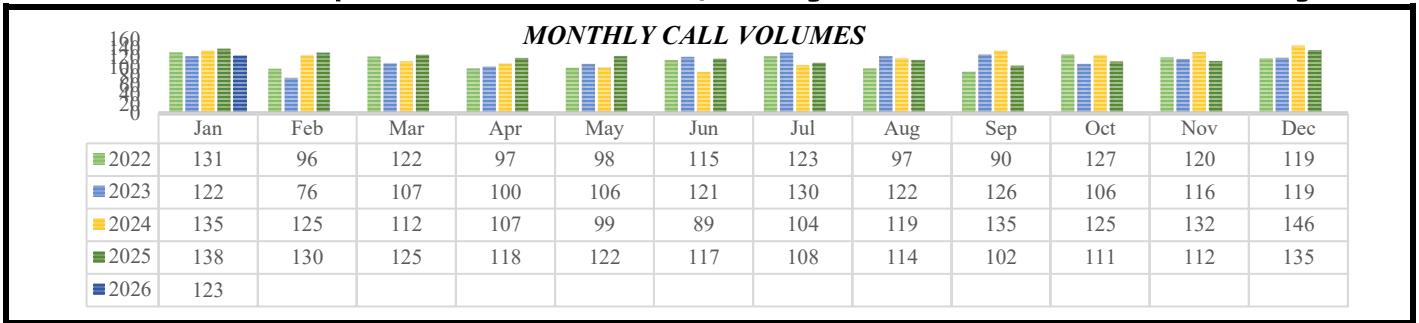
Month	Beginning A/R	Gross Charges	Contr Allow	Net Charges	Rev Adj	Payments	Write Offs	Refunds	Ending A/R
2026-01	839,139.02	174,435.40	116,633.89	57,801.51	38.95	94,804.82	5,852.58	-	796,244.18
FY Total	839,139.02	174,435.40	116,633.89	57,801.51	38.95	94,804.82	5,852.58	-	796,244.18



DEER-GROVE EMS

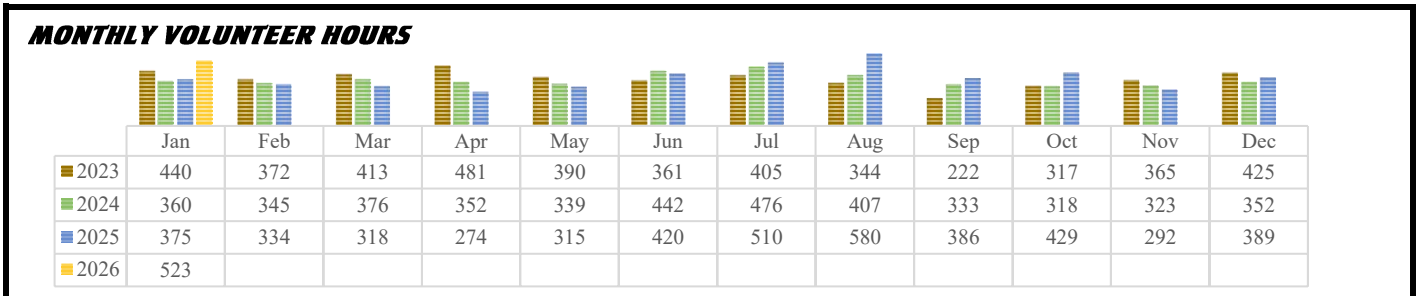
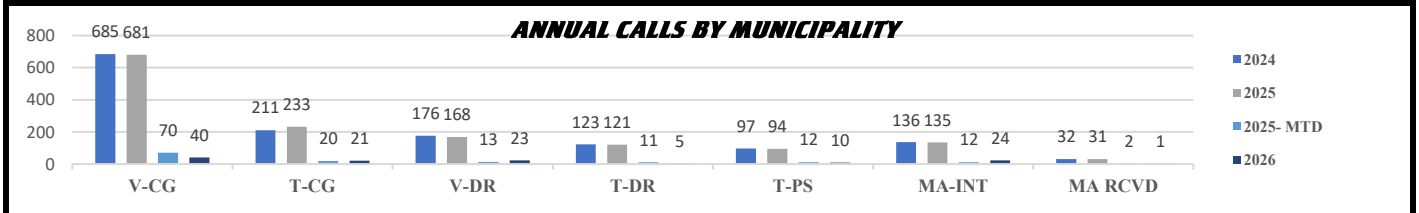
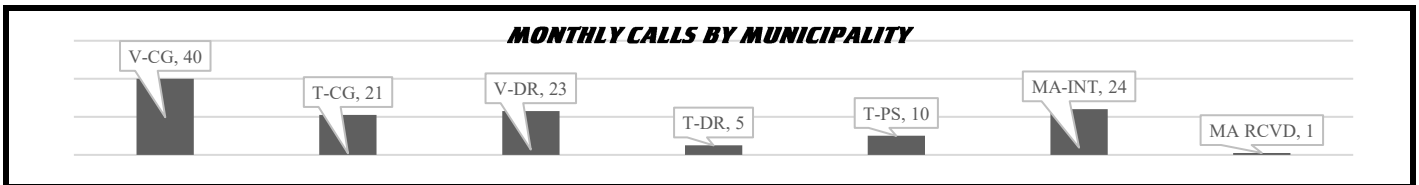
JANUARY 2026 STAFF REPORT

MISSION STATEMENT: Deer Grove EMS provides for the health and well-being of our communities with a team of professionals that are dedicated, knowledgeable and have a vested interest in our neighbors.



Mutual Aid Incident %

Year	%
2026	0.81%
JAN26	0.81%



DGEMS RESPONSE TIMES (In Minutes)

Notified to Enroute	Enroute to Arrive at Scene	Arrived on Scene to Left Scene	Left Scene to Arrive Destination	At Destination to in Service
1.10	6.63	18.85	23.04	20.24
2025 YTD MEDIAN				
0.92	6.45	20.08	22.70	19.35
MONTH 90TH% TIMES				
1.81	12.58	37.74	30.85	32.79

VEHICLE MAINTENANCE

- ❖ Stitch (2025)- Repair Liquid spring- Power unit (warranty) and steering sensor.
- ❖ Stryker cot repair needed for the back-up ambulance, did not result in any vehicle out of service time.

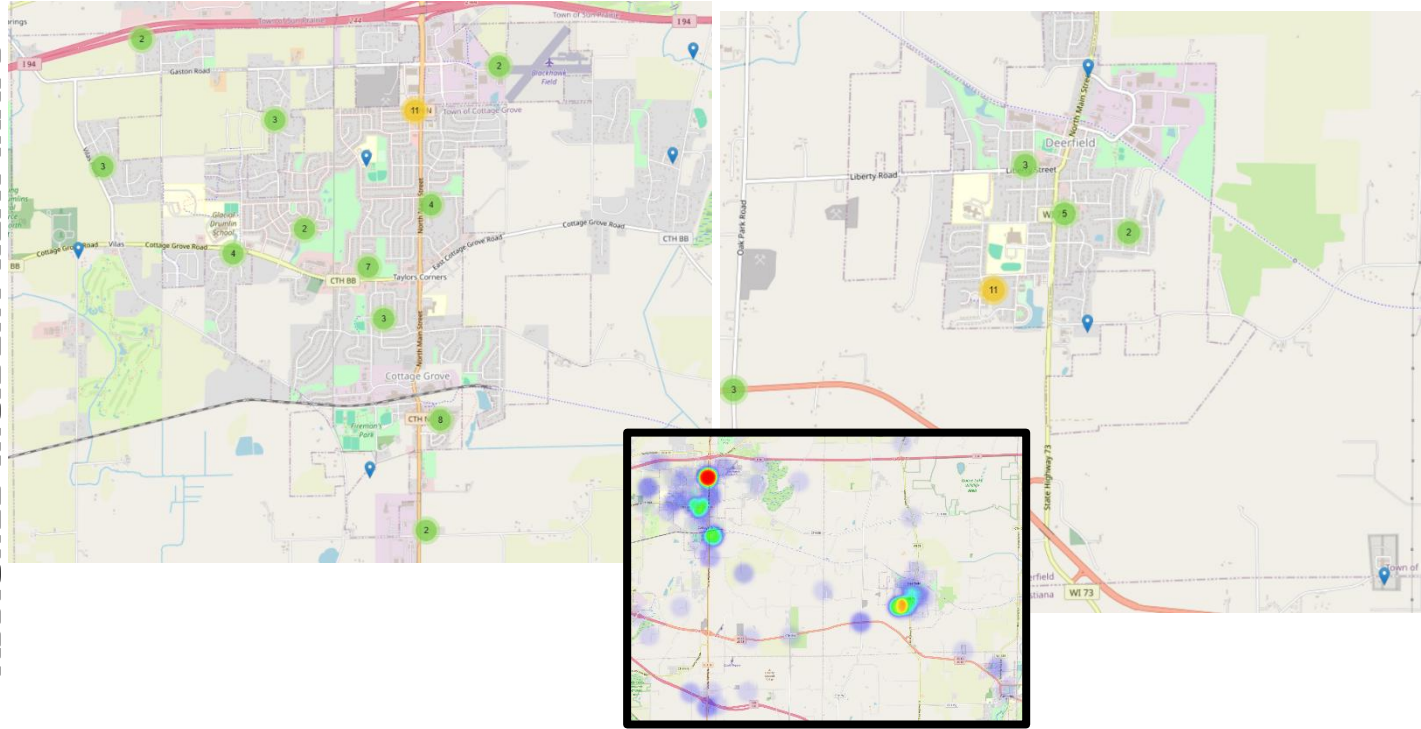
Vehicle	Beginning Mileage	Ending Mileage	Beginning Hours	Ending Hours	Availability %
Buzz (2017)	157,944	158,818	2,321	2,360	100
Mickey (2022)	61,235	63,171	2,999	3,091	100
Stitch (2025)	7,540	8,913	434	512	89
C79	81,651	82,067			100

INCIDENT TIME & DAY

JANUARY 2026 Time of Call (Dispatched) by 4-hr block								Totals
	Monday	Tuesday	Wednesday	Thursday	Friday	Saturday	Sunday	
00:01 - 04:00	0	0	3	5	3	1	4	16
04:01 - 08:00	2	0	7	3	5	3	1	21
08:01 - 12:00	1	0	4	2	10	6	4	27
12:01 - 16:00	1	3	2	2	4	1	3	16
16:01 - 20:00	4	4	8	3	5	3	4	31
20:01 - 00:00	3	6	1	3	2	4	3	22
Totals	11	13	25	18	29	18	19	

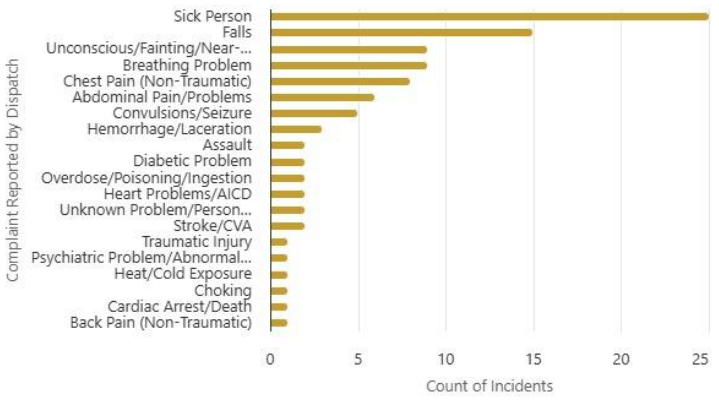
2026 Time of MUTUAL AID RECEIVED Call by 4-hr block								Totals
	Monday	Tuesday	Wednesday	Thursday	Friday	Saturday	Sunday	
00:01 - 04:00	0	0	0	0	0	0	0	0
04:01 - 08:00	0	0	0	0	0	0	0	0
08:01 - 12:00	0	0	0	0	1	0	0	1
12:01 - 16:00	0	0	0	0	0	0	0	0
16:01 - 20:00	0	0	0	0	0	0	0	0
20:01 - 00:00	0	0	0	0	0	0	0	0
Totals	0	0	0	0	1	0	0	

ASSIGNED INCIDENT HEAT MAPS



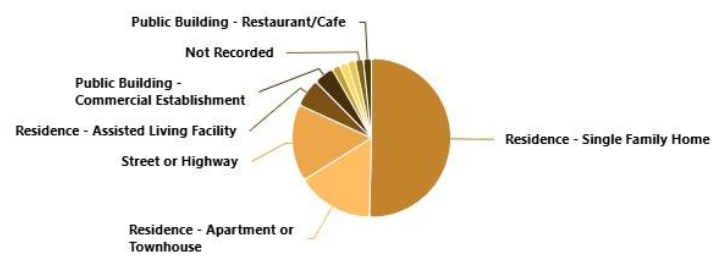
Incidents by Complaint Reported to Dispatch (Top 20)

Jan 01, 2026 12:00 AM to Jan 31, 2026 11:59 PM



Incidents by Location Type (Top 10)

Jan 01, 2026 12:00 AM to Jan 31, 2026 11:59 PM



MEMBERSHIP ROSTER

<u>FULL-TIME</u>		<u>CASUAL</u>		<u>VOLUNTEER</u>	
Antoniewicz, Lisa	RN, CCEMT-P	Boyd, Jared	Paramedic	Anders, Devon	Paramedic
Belden, Elliott	Paramedic	Byrnes, Stephanie	Paramedic	+Anderson, Ethan	AEMT
Berg, Ellie	Paramedic	Campbell, Erin	RN, Paramedic	Bauer, Roman	EMT
Cummings, Ross	CCEMT-P	Hankins, Jefferson	Paramedic	Blochowiak, Bradley	EMT
Cysiewski, Mandy	ASM-EMT	Hanson, Gracie	Paramedic	Boettner, Mitchell	AEMT
Goth, Kevin	Paramedic	Hewitt, Jennifer	Paramedic	Doherty, Matthew	Paramedic
Griffin, Elisabeth	RN, Paramedic	Kaiser, Christopher	Paramedic	Fedorowicz, Samantha	PA, Paramedic
Hesseling, Sarah	RN, Paramedic	Keady, Cori	Paramedic	Gregory, G.	EMT
Hinchley, Clairissa	Paramedic	Kohlhagen, Jeff	Paramedic	Hartman, Michael	AEMT
Hromatko, Cory	CCEMT-P	*Lesson, Aubrey	Paramedic	Hummel, Madison	EMT
Krszjzaniek, Kiana	Paramedic	Lillegard, Micah	CCEMT-P	Kim, Maeve	EMT
Lang, Eric	Paramedic	Linley, Alecia	CCEMT-P	Kuhn, Alyssa	EMT
Lasko, Wendy	RN, EMT-P	McMullen, Jeremy	Paramedic	Lange, Erica	EMT
Meier, Easton	CCEMT-P	Naviaux, William	Paramedic	Morency, Courtney	EMT
Mickelson, Matthew	NP, EMT-P	Nicholson, Mary Claire	Paramedic	Perez, Nikki	AEMT
Rabbitt, Emilie	Paramedic	Regali, Trevor	Paramedic	Reichert, Kennedy	EMT
Sanders, Seth	Paramedic	Roman, Jennifer	Paramedic	Schoepp, Hunter	EMT
Salov, Courtney	Paramedic	Rousseau, Cindy	Paramedic	Rothweiler, Ben	EMT
		Walker, Kathryn	Paramedic	Schultz, Daniel	AEMT
		Woodstock, Steven	CC/COMM Medic	Severson, Erik	EMT
				Tucker, Trenten	EMT
				Colwin, Shannon	Chaplain
				Meng, Brad	Chaplain

*= Currently on Leave of Absence

**=Part-Time Office /Accounts Manager

+ = New member or status

DEPUTY CHIEF'S REPORT

Training Report:

- January training focused on provider wellness with a check-in by our EAP (Employee Assistance Plan) provider, Celie of Family Services Madison. Members also reviewed high-performance CPR priorities, practiced driving (CEVO range) and worked through table-top scenarios.
- February training will cover trauma - burns and crush injuries.
- A PALS renewal course was provided to staff.
- DC Antoniewicz renewed CAC (Certified Ambulance Coder) endorsement.
- New casual staff members - Cori Keady, Gracie Hanson and Jared Boyd completed NPMDO (New Paramedic Medical Direction Onboarding).
- The officer group continues to meet to discuss, "The Culture Code", by Daniel Coyle.

Upcoming training sessions:

- WEMSA - Feb 3-7, Green Bay
- League of Municipalities Mental Health Webinar - Feb 11
- Active Threat Integrated Response Conference - Feb 18-21, Wis Dells
- Wisconsin Stroke Coalition Conference - Mar 10, Madison
- ImageTrend Connect - May 11-15, St. Paul
- MGSD Reunification Training - June 17, Door Creek Church

Training Center:

- No public classes were taught in January.

Upcoming classes:

- CPR/FA - Deerfield FD - Feb 12th and 19th
- BLS Instructor Course - April TBD - Fitch-Rona EMS
- CPR/FA - Paul Davis Restoration - March 4 and June 15

Special Events:

- Staff attended our regularly held health screening events in the community and participated in safety drills within the CG schools.
- DGEMS has been asked to help DVFD plan a "scared straight" demo for Deerfield High School students.

Upcoming special events:

- Safety Day - Dolphin Swim Academy - May 16
- National EMS Week - May 17-23
- DGEMS Hosted Blood Drive - Station 1 - May 21

Ride-Alongs:

- Paramedic student and DGEMS volunteer, Nikki Perez has begun clinical rotations with the department.
- A DeForest firefighter has requested a ride along in March.
- A member of the Dane County Peer Support Team/Healthy Minds completed two ride along shifts with DGEMS crews.

CHIEF'S REPORT

- Assigned to an ambulance for 4 hours and on-duty Officer-In-Charge for 192 (84 weekend/holiday) hours throughout the month.
- Held regular monthly meetings with the medical director, officer group, and all staff members.
- Attended, as president, the Dane County EMS Association meeting.
- Attended the Dane County EMS Commission meeting.
- Attended the Biannual Public Safety and Development Meeting for the Village of Cottage Grove.
- Participated in various drills with CGPD and MononaGrove Schools.
- Met with Village of Cottage Grove Staff and public safety partners to edit to the Emergency Preparedness Plan.
- We continue to work with EMS-MC to fine-tune our billing and revenue cycle process.
 - ESO-HDE was just activated for UW Hospitals, so we will not get an active stream of new data from the major hospitals we transport patients. We are verifying this will give EMS-MC current billing information and strengthen their process.
- We began to research a potential time-sheet solution. We will begin with our scheduling platform to see if this gives the needed results and causes less work for the Administrative Services Manager.
- Project Silver Eagle (MKE3) - Fire/Police Department & EMS Site Visit: We toured the Amazon site with our public safety partners.
- Cottage Grove Fire-EMS Organizational Review Update/Future Needs Analysis
 - Attended the Kick-Off meeting and walk-through to begin the study.
- Chief Lang attended the following educational events:
 - WI CPE/GEMT CY 2025 Cost Report Training
 - Best Practices in High Performance Ambulance Fleet Management
 - WEMSA- Finance, Billing, and Reimbursement/Achieving Excellence Through Compliance; Ryan Stark, JD
 - WEMSA- Contracts, Collaboration & the Law- EMS Management Essentials/ Your EMS Message- Speaking, Reporting, and Advocating with Impact; Scott Moore, JD
 - WEMSA- Lead from where you stand: How everyday choices create culture, spark connection, and bring back joy to the workplace
 - WEMSA- Recipe for whole blood in your organization
 - WEMSA- Grant writing 101
 - WEMSA- Direct line to medical director: Discussion from the board of Wisconsin chapter of the NAEMSP
 - WEMSA- Body cams and EMS, HIPAA violation or a useful tool
 - WEMSA- Adjust your lens: The leadership blind spots that keep us from seeing (and serving) clearly
- Year-to-date partner Fire Department usage on EMS calls:
 - Cottage Grove Fire: 5 incidents
 - Deerfield Fire: 1 incident
- Department scheduling:
 - January Ambulance Scheduling: 100% coverage of both stations.
 - 212 vacation time hours utilized by the full-time staff group and 344 unscheduled time off hours (sick, bereavement, unpaid) used by all staff groups in January.
 - The casual staff group provided 690 hours on-duty time.
- Membership-Recruitment-Retention:
 - Colton Klemm and Danny Sefcik, both casual paramedics, have experienced changes in their personal sphere and have become less available. Because of this they have resigned from our department.
 - Mandy Cysiewski has accepted the Administrative Services Manager position and will begin full time soon.

January Quick Stats

Date	Amb 1	Amb 2	First Responder	Reason Used	Ending Miles	Driver
1	24	24	0	Administrative Duties	81717	Lang, Eric
2	24	24	0	Administrative Duties	81768	Lang, Eric
3	24	24	0	Administrative Duties	81813	Lang, Eric
4	24	24	0	Administrative Duties	81882	Lang, Eric
5	24	24	0	Administrative Duties	81930	Lang, Eric
6	24	24	0	Administrative Duties	82039	Lang, Eric
7	24	24	0	Administrative Duties	82067	Lang, Eric
8	24	24	0			
9	24	24	0			
10	24	24	0			
11	24	24	0			
12	24	24	0			
13	24	24	0			
14	24	24	0			
15	24	24	0			
16	24	24	0			
17	24	24	0			
18	24	24	0			
19	24	24	0			
20	24	24	0			
21	24	24	0			
22	24	24	0			
23	24	24	0			
24	24	24	0			
25	24	24	0			
26	24	24	0			
27	24	24	0			
28	24	24	0			
29	24	24	0			
30	24	24	0			
31	24	24	0			
Total	744	744	0			
1488 hours of coverage total						
Total of 200% coverage						

January 2026

All Response Types	In-District Responses		ST 1 to V CG		All to V CG		ST 2 to V DF		All to V DF			
90th % Goal = Urban 8.98 min	Median	90th %	Median	90th %	Median	90th %	Median	90th %	Median	90th %		
Unit Notified to Unit Arrived on Scene	7.83	13.50	6.81	8.73	6.87	12.83	6.63	8.40	6.90	12.00		
Unit Notified to Unit En Route	1.10	1.81	0.97	1.80	0.97	1.82	1.12	1.65	1.12	1.62		
Unit En Route to Unit Arrived on Scene	6.63	12.58	5.72	7.34	5.85	10.62	5.90	6.78	6.22	12.00		
Unit Arrived on Scene to Unit Left Scene	18.85	37.74	23.32	34.44	22.23	33.48	21.07	34.10	18.55	33.31		
Unit Left Scene to Arrived at Destination	23.04	30.85	22.37	28.42	22.37	28.13	26.59	33.38	26.42	33.30		
Arrived at Destination to Back in Service	20.24	32.79	20.37	24.27	20.40	24.42	24.27	35.89	23.53	35.55		
Remote Rural *** 19.98 ***												
All Response Types	ALL Responses		ST 1 to T CG		All to T CG		ST 2 to T DF		All to T DF		All to T PS	
90th % Goal = Rural 14.98	Median	90th %	Median	90th %	Median	90th %	Median	90th %	Median	90th %	Median	90th %
Unit Notified to Unit Arrived on Scene	8.07	14.74	8.43	11.19	8.89	15.12	8.67	11.67	9.87	12.16	9.65	23.89
Unit Notified to Unit En Route	0.98	1.81	1.03	1.66	1.15	1.77	1.37	1.54	1.45	1.68	1.13	1.59
Unit En Route to Unit Arrived on Scene	6.88	13.61	7.56	9.80	7.59	13.93	7.30	10.42	8.96	10.58	8.32	22.93
Unit Arrived on Scene to Unit Left Scene	20.48	35.55	20.65	54.39	18.15	54.06	17.02	18.40	15.28	18.06	23.07	58.12
Unit Left Scene to Arrived at Destination	22.93	30.95	21.55	30.09	21.37	30.05	26.95	31.03	21.85	30.01	18.69	21.44
Arrived at Destination to Back in Service	20.37	33.38	16.60	27.05	17.05	26.38	36.58	42.34	29.38	40.90	22.70	47.70
2026 Year-To-Date	In-District Responses		All to V CG		All to T CG		All to V DF		All to T DF		All to T PS	
**** Lights and Sirens Response ****	Median	90th %	Median	90th %	Median	90th %	Median	90th %	Median	90th %	Median	90th %
Unit Notified to Unit Arrived on Scene	8.35	18.02	6.50	11.59	8.03	12.58	9.26	17.16	8.82	14.85	12.80	26.86
Unit Notified to Unit En Route	0.99	1.80	0.70	1.37	1.15	1.53	1.32	1.76	1.15	1.70	0.87	1.71
Unit En Route to Unit Arrived on Scene	7.55	16.32	5.72	10.30	7.53	11.09	8.47	15.80	7.58	12.95	12.07	25.43
Unit Arrived on Scene to Unit Left Scene	24.10	48.27	30.08	39.25	18.15	35.68	30.15	48.24	19.40	36.06	23.38	70.50
Unit Left Scene to Arrived at Destination	22.15	30.08	22.22	23.22	18.65	30.33	25.52	33.08	19.68	30.18	19.85	21.07
Arrived at Destination to Back in Service	19.77	34.79	24.45	26.41	16.40	26.94	24.85	28.27	18.38	42.73	41.22	51.59

Report completed 02/10/2026 @ 1130



DEER-GROVE EMS DISTRICT

4030 County Highway N, Cottage Grove, WI 53527

608-839-5658

(fax) 608-839-4427

2026-2036 CAPITAL BUDGET PLAN

		TOTAL
BUDGET YEAR 2026		
Replace response vehicle C79		
Vehicle	\$60,000.00	
Wrap/Graphics	\$10,000.00	
Emergency Equip	\$10,000.00	
		\$80,000.00
		Used Fund Balance
BUDGET YEAR 2027		
Replace Ambulance Buzz- 2017 RAM 5500/Demers		
Chassis	\$80,000.00	
Power Cot	\$31,500.00	
Load system	\$34,000.00	
Stairchair	\$5,500.00	
		\$151,000.00
BUDGET YEAR 2028		
Replace Ambulance Buzz- 2017 RAM 5500/Demers		
Vehicle conversion	\$170,000.00	
		\$286,625.00
BUDGET YEAR 2029		
Replace Cardiac Monitors		
4 each	\$55,000.00 ea.	
		\$220,000.00
BUDGET YEAR 2030		
Replace Ambulance Mickey- 2022 RAM 5500/ Demers		
Chassis	\$85,000.00	
Power Cot	\$35,000.00	
Load system	\$40,000.00	
Stairchair	\$6,000.00	
		\$155,000.00
BUDGET YEAR 2031		
Replace Ambulance Mickey- 2022 RAM 5500/Demers		
Vehicle Conversion	\$180,000.00	
		\$310,000.00
BUDGET YEAR 2032-		
No projected capital purchases		\$0.00
BUDGET YEAR 2033		
Replace Ambulance Stitch– 2025 Ford F550/Demers-FPG		
Chassis	\$90,000.00	
Power Cot	\$38,000.00	
Load system	\$45,000.00	
Stairchair	\$7,000.00	
		\$180,000.00
BUDGET YEAR 2034		
Replace Ambulance Stitch – 2025 Ford F550/Demers-FPG		
Vehicle Conversion	\$230,000.00	
		\$340,000.00
BUDGET YEAR 2035		
No projected capital purchases		\$0.00
BUDGET YEAR 2036		
Replace Ambulance - 2028 Demers Remount		
Chassis	\$95,000.00	
Power Cot	\$40,000.00	
Load system	\$50,000.00	
Stairchair	\$7,500.00	
		\$192,500.00



3 Year Prevent

Quote Number: 11258072
 Version: 1
 Prepared For: DEER GROVE EMS
 Attn:

Division: Medical
 Rep: Tony Kramer
 Email:
 Phone Number:

GPO: EMS
 Quote Date: 02/11/2026
 Expiration Date: 03/13/2026

DUAL Service Rep Name: Andrew Schleis
 DUAL Service Rep Email: andrew.schleis@stryker.com

Contract Start: 03/01/2026
 Contract End: 02/28/2029

Delivery Address

Name: DEER GROVE EMS
 Account #: 20102604
 Address: 4030 COUNTY RD N
 COTTAGE GROVE
 Wisconsin 53527-8305

Bill To Account

Name: DEER GROVE EMS
 Account #: 20102604
 Address: 4030 COUNTY RD N
 COTTAGE GROVE
 Wisconsin 53527-8305

ProCare Products:

#	Product	Description	Months	Qty	List Price	Discount %	Sell Price	Total
1.0	POWERPRO-PROCARE	PROCARE-SVC-POWERPRO Parts, Labor, Travel Preventative Maintenance Batteries Service	36	2	\$1,675.00	20.0%	\$4,020.00	\$8,040.00
2.0	POWERLOAD-PROCARE	PROCARE-SVC-POWER-LOAD Parts, Labor, Travel Preventative Maintenance Batteries Service	36	2	\$2,448.00	20.0%	\$5,875.20	\$11,750.40
3.0	POWERLOAD-PROCARE	PROCARE-SVC-POWER-LOAD Parts, Labor, Travel Preventative Maintenance Batteries Service	36	1	\$2,448.00	20.0%	\$5,875.20	\$5,875.20
4.0	POWERPRO-PROCARE	PROCARE-SVC-POWERPRO Parts, Labor, Travel Preventative Maintenance Batteries Service	36	1	\$1,675.00	20.0%	\$4,020.00	\$4,020.00

ProCare Annual Payment: \$9,895.20

Price Totals:

Grand Total: \$29,685.60



3 Year Prevent

Quote Number: 11258072
 Version: 1
 Prepared For: DEER GROVE EMS
 Attn:

Division: Medical
 Rep: Tony Kramer
 Email:
 Phone Number:

GPO: EMS
 Quote Date: 02/11/2026
 Expiration Date: 03/13/2026

DUAL Service Rep Name: Andrew Schleis
 DUAL Service Rep Email: andrew.schleis@stryker.com

Contract Start: 03/01/2026
 Contract End: 02/28/2029

 Authorized Customer Signer (Printed) Date

 Stryker Authorized Signature (Printed) Date

 Authorized Customer Signature Date

 Stryker Authorized Signature Date

 Purchase Order Number

Service Terms and Conditions:

The Terms and Conditions outlined in this quote, as well as any resulting Customer purchase order, are governed by the Terms and Conditions specified in the Terms Addendum to ProCare Medical Quote attached hereto. However, these Terms and Conditions do not apply if the Customer and Stryker are bound by a Master Service Agreement or by a separate written agreement that governs the purchase or sale of goods and/or services.

Payment Schedule

Starting Balance:

\$29,685.60

Date	Payment	Balance
03/01/2026	\$9,895.20	\$19,790.40
03/01/2027	\$9,895.20	\$9,895.20
03/01/2028	\$9,895.20	\$ -

Equipment Service Plan

Line Item #	Model	ProCare Materials	Serial #
1.0	650705550001	PROCARE-SVC-POWERPRO	2210001451
1.0	650705550001	PROCARE-SVC-POWERPRO	2408000326
2.0	639005550001	PROCARE-SVC-POWER-LOAD	2207012400301
2.0	639005550001	PROCARE-SVC-POWER-LOAD	2408012400386
3.0	6390000000	PROCARE-SVC-POWER-LOAD	170139634
4.0	6506000000	PROCARE-SVC-POWERPRO	120940475

ProCare[®] Services

Our ProActive approach

With ProCare Services, we offer you operational and financial peace of mind through three comprehensive offerings: **ProCare Preventive Maintenance, ProCare Protect and ProCare Prevent**. You will have confidence in your device's state of readiness along with these additional benefits of your service plan.



Your service details are:



Parts, labor and travel (PLT)

Our most inclusive service offering. All parts, labor and travel associated for repairs of contracted products are included in the cost of the service agreement. This does not include replacement of soft goods or accessories (i.e. mattresses, restraints, removable parts) and is not available for AEDs.



Preventive Maintenance (PM)

Contracted products receive an annual PM for the length of the service agreement. PM-only agreements do not cover any necessary repairs identified through the PM process. For details on preventive maintenance, refer to applicable product sheet. Preventive maintenance can also be done as individual billable work.

- **Additional Preventive Maintenance:**

Contracted products on a PM-only contract can receive an additional PM at the 6-month mark for the length of the service agreement.



Case Change

Stryker defibrillators, AEDs and LUCAS[®] products with this entitlement are allowed an agreed upon and documented number of case changes, upon failure, during the length of the service agreement.



Special Ops

This is a premium, fully customizable service based on your installed assets. This white-glove experience is designed to complete large scale PM projects in a short amount of time, typically within a week. Services include PM's, product unboxing and set up, power washing, all repair work as well as other customer or field initiatives.



Maintenance inspections

Stryker Medical products past their service life, with this entitlement, will receive one maintenance inspection annually for the duration of the service agreement. This does not include any repair work or any work that is part of the PM process. Additional inspections are available for purchase.



Battery service

Stryker Medical products with this entitlement can have the batteries replaced, as a one-for-one swap, upon failure, during the length of the service agreement.

ADDENDUM TO PROCARE MEDICAL QUOTE

This Addendum (“**Addendum**”) is entered into by and between the facility listed on the Quote (“**Customer**”) and Stryker Sales, LLC, acting through its Medical Division (“**Stryker**”) and modifies the ProCare Medical Quote (“**Quote**”). The terms of this Addendum will apply to Customer’s purchase of Services as outlined in the Quote for Service. In the event of a conflict or inconsistency between the Quote and this Addendum, relative to Service, this Addendum will govern.

1. **Effective Date and Term.** The term of this Addendum shall be coterminous with the Quote (“**Term**”).
2. **Service.** Stryker will perform the repair and maintenance services as described in the Quote (collectively, the “**Services**”) to the Equipment set forth on the Quote (“**Equipment**”).
3. **Service Terms and Conditions.** Services will be subject to the terms and conditions set forth in this Addendum.
4. **Product Maintenance.** Customer is required to adhere to the routine maintenance instructions provided by Stryker, its equipment and operations manuals, and accompanying labels and/or inserts for each item of Equipment. Customer covenants and agrees that its appropriate user personnel will follow the instructions and contents of those manuals, labels and inserts.
5. **Warranty and Limitations of Warranty.** During the Term, Stryker warrants, with the exception of software maintenance services, the following:
 - a. Stryker has the experience, capability and resources to perform the Services, and Stryker further represents and warrants that the Services will be performed in a workmanlike manner and with professional diligence and skill;
 - b. Services will comply with all applicable laws and regulations and all applicable standards set forth by law or ordinance or established by the rules and regulations of any federal, state or local agency, department, commission, association or pertinent governing, accrediting or advisory body, including The Joint Commission having authority to set standards for healthcare facilities;
 - c. If the Services are to be performed on Customer’s premises, Stryker represents and warrants that Stryker will comply with all applicable safety laws and Customer’s then current safety and other applicable regulations, all human resource policies and health and drug and alcohol screening policies; provided that Customer has provided advance written notification of such rules, regulations and policies to Stryker;
 - d. Stryker currently has, or prior to the commencement thereof, will obtain, pay for, and maintain any and all licenses, fees, and qualifications required to perform the Services.
 - e. TO THE FULLEST EXTENT PERMITTED BY LAW, THE EXPRESS WARRANTIES SET FORTH HEREIN ARE THE ONLY WARRANTIES APPLICABLE TO THE SERVICES AND ARE EXPRESSLY IN LIEU OF ANY OTHER WARRANTY BY STRYKER, AND STRYKER HEREBY EXPRESSLY DISCLAIMS ANY AND ALL OTHER EXPRESS OR IMPLIED WARRANTIES REGARDING THE SERVICES, INCLUDING, BUT NOT LIMITED TO, MERCHANTABILITY, NON-INFRINGEMENT OR FITNESS FOR A PARTICULAR PURPOSE.
6. **Limitation of Liability.** EXCEPT FOR THIRD PARTY DAMAGES RELATED TO STRYKER’S INDEMNITY OBLIGATIONS UNDER THE SECTION HEREOF ENTITLED “INDEMNIFICATION,” STRYKER’S LIABILITY ARISING UNDER THIS ADDENDUM WILL NOT EXCEED THE AMOUNT OF SERVICE FEES PAID UNDER THIS ADDENDUM DURING THE TWELVE (12) MONTH PERIOD IMMEDIATELY PRECEDING THE DATE THE CLAIM AROSE. IN NO INSTANCE WILL STRYKER BE LIABLE TO CUSTOMER FOR INCIDENTAL, PUNITIVE, SPECIAL, COVER, EXEMPLARY, MULTIPLIED OR CONSEQUENTIAL DAMAGES OR ATTORNEYS’ FEES OR COSTS FOR ANY ACTIONS UNDER OR RELATED TO THIS AGREEMENT.
7. **Customer Obligations.** Customer will use commercially reasonable efforts to cooperate with Stryker in connection with Stryker’s performance of the Services. Customer understands and acknowledges that Stryker employees will not provide surgical or medical advice, will not practice surgery or medicine, will not come in physical contact with the patient, will not enter the “sterile field” at any time, and will not direct equipment or instruments that come in contact with the patient during surgery. Customer’s personnel will refrain from requesting Stryker employees to take any actions in violation of these requirements or in violation of applicable laws, rules or regulations, Customer policies, or the patient’s informed consent. A refusal by Stryker employees to engage in such activities will not be a breach of this Addendum. Customer consents to the presence of Stryker employees in its operating rooms, where applicable, in order for Stryker to provide Services under Addendum and represents that it will obtain all necessary consents from patients.
8. **Limitations and Exclusions from Service.** Notwithstanding any other provision set forth herein, the Services not covered under this Addendum as determined by Stryker in its sole discretion are as follows: (a) abnormal wear or damage caused by reckless or intentional misconduct, abuse, neglect or failure to perform normal and routine maintenance as set out in the applicable maintenance manual or operating instructions provided with the Equipment; (b) catastrophe, fire, flood or act(s) of God; (c) damage resulting from faulty maintenance, improper storage, repair, handling or improper use (including use of non-Stryker accessories or consumables), damage and/or alteration by non-Stryker-authorized personnel; (d) equipment on which any original serial numbers or other identification marks have been removed or destroyed; (e) damage caused as a result of the use of the Equipment beyond the useful life, if any, specified for such equipment in the user manual; (f) service Stryker cannot perform because the Equipment has been discontinued or its parts have been discontinued or made obsolete; (g) service to the Equipment if the Equipment or the Equipment site is contaminated with potentially infectious and/ or biohazardous substances; (h) Equipment that has been repaired or used with any unauthorized or non-Stryker components or by an unauthorized or non-Stryker third party; or (i) any Services provided by the Stryker Medical division do not include batteries (unless stated in Stryker’s quote), mattresses, disposable items, IV poles or rust or corrosion damage; Customer agrees to provide personal protective equipment (“**PPE**”) to OnSite/Clinical Specialists. Notwithstanding anything else in this Addendum in the event Customer fails to provide appropriate industry-standard PPE to all OnSite Specialists, as determined in Stryker’s sole discretion, then Stryker may immediately, in its sole discretion: (i) suspend the OnSite Specialist Coverage until Customer provides such PPE; or (ii) terminate the applicable Service.
9. **Indemnification.** Stryker shall indemnify Customer from any third party liability and/or damages which Customer suffers directly as a result of the gross negligence or willful misconduct of Stryker or its employees or agents in the course of providing Services. The foregoing indemnification will not apply to any liability arising solely from: (i) an injury or damage due to the negligence of any person other than Stryker’s employee or agent; (ii) the failure of any person other than Stryker’s employee or agent to follow any instructions outlined in the labeling, manual, and/or

instructions for use of the Equipment; (iii) the use of any equipment or part not purchased from Stryker or any equipment or any part thereof that has been modified, altered or repaired by any person other than Stryker's employee or agent; or (iv) any actions taken or omissions made by any Stryker employee while under the direction or control of Customer's staff. Customer agrees to hold Stryker harmless from and indemnify Stryker for any claims or losses or injuries arising from (i)-(iv) above resulting from Customer's or its employees' or agents' actions.

10. **Insurance.** Stryker shall maintain the following insurance coverage during the Term: (i) commercial general liability insurance, including coverage for products and completed operations liability, with limits of \$1,000,000.00 per occurrence and \$2,000,000.00 annual aggregate applying to Stryker's liability for bodily injury, personal injury, and property damage; (ii) automobile liability insurance with a combined single limit of \$1,000,000.00 each accident covering Stryker's use of owned, hired, and non-owned vehicles; and (iii) worker's compensation insurance as required by applicable law subject to statutory limits and employer's liability insurance with limits of \$1,000,000.00 each accident and/or \$1,000,000.00 each employee and policy limit for disease covering Stryker's employees. At Customer's written request, certificates of insurance shall be provided by Stryker prior to commencement of the Services at any premises owned or operated by Customer. Notwithstanding any other requirements within this Addendum to the contrary, to the extent allowed by applicable law or regulation, Stryker shall be permitted to meet the above insurance requirements through a program of self-insurance.
11. **Confidentiality.** Stryker and Customer: (i) shall hold in confidence this Addendum and any information and materials which are related to the business of the other or are designated as proprietary or confidential, herein or otherwise, or which a reasonable person would consider to be proprietary or confidential information; and (ii) hereby covenant that they shall not disclose such information to any third party without prior written authorization of the one to whom such information relates. The rights and remedies available to a Party hereunder shall not limit or preclude any other available equitable or legal remedies.
12. **Non-Solicitation and Non-Hire.** Customer agrees that, during the Term and for a period of one (1) year following Service, it will not solicit any employees of Stryker to terminate their employment with Stryker, unless Stryker consents in writing.
13. **Background Check.** Stryker warrants that all of its employees who will be on a Customer's premises to perform Services will have undergone a criminal background check as part of Stryker's hiring practice. The background check consists of the following:
 - a. Education verification, which includes a review of employee's submitted educational institutions to ensure proper accreditation;
 - b. Employment history verification;
 - c. SSN trace, including address history verification;
 - d. OFAC Watch List search, including a search of global terrorist and national drug trafficker lists;
 - e. FDA Debarment and Disqualified/Restricted List search;
 - f. OIG/HHS Exclusion List check;
 - g. EPLS/GSA Exclusion List check;
 - h. Criminal history search, including a National Criminal Database (NCD) search and a national sex offender registry search and a search of all jurisdictions where the employee has lived or worked during the last seven years; and
 - i. Motor vehicle check

During the Term, a Customer may request a meeting with Stryker to review the performance, behavior or expectations of Stryker service personnel who are assigned to provide service at Customer's facility. Any Stryker service personnel who willingly and knowingly violate Customer's rules, regulations, procedures, or policies may be removed from Customer's facility at Customer's option and will be replaced by Stryker promptly.

14. **Independent Contractor.** The relationship between the Parties is that of independent contractors. It is mutually agreed that Stryker is at all times acting and performing as an independent contractor with respect to Customer, and nothing is intended nor shall be construed to create an employer/employee relationship between Stryker and Customer. It is agreed that any person employed by Stryker to perform hereunder shall not be deemed to be an employee of Customer, and Stryker and Stryker's employees, agents or representatives shall not be, or represent themselves to be, officers, employees, agents or representatives of Customer.
15. **Miscellaneous.** No Party shall be liable for failure of or delay in performing obligations set forth in this Addendum, and no Party shall be deemed in breach of its obligations, if such failure or delay is due to natural disasters or any causes reasonably beyond the control of such Party. This Addendum shall be governed by and construed in accordance with the laws of the State of Michigan and the Parties consent and agree that any and all litigation arising from this Addendum will be conducted by state or federal courts located in the State of Michigan. This Addendum shall inure to the benefit of, and be binding upon, Customer and Stryker and their respective successors and assigns. Neither Party may assign any of its rights or obligations under this Agreement without the prior written consent of the other Party. Any purported assignment in violation of the preceding sentence will be void. This Agreement constitutes the entire agreement between the Parties concerning the subject matter of this Agreement and supersedes all prior negotiations and agreements between the Parties concerning the subject matter of this Addendum. In the event of an inconsistency or conflict between this Addendum and any purchase order, invoice, or similar document, this Addendum will control. The sections entitled Warranty and Limitation of Warranties, Indemnification, Limitation of Liability, Confidentiality and Miscellaneous of this Addendum shall survive its termination or expiration.

PURCHASE ORDER FORM

Does the Customer require a PO# on invoices for payment? No Yes
If yes, do not use this form.

Check box confirming BILL TO and SHIP TO on quote is accurate.

	Customer # - 20102604
--	------------------------------

Company Name DEER GROVE EMS

Contact or Dept

Phone

Email

Stryker Quote #	Grand Total Amount
11258072	\$29,685.60

Authorized Customer:

Printed Name: _____

Title: _____

Signature: _____

Date: _____

Check box if anything attached

Sales or use taxes on domestic (USA) deliveries will be invoiced in addition to the price of the goods and services on the Stryker Quote.

***Service Terms and Conditions:**

The Terms and Conditions outlined in this quote, as well as any resulting Customer purchase order, are governed by the Terms and Conditions specified in the Terms Addendum to ProCare Medical Quote attached hereto. However, these Terms and Conditions do not apply if the Customer and Stryker are bound by a Master Service Agreement or by a separate written agreement that governs the purchase or sale of goods and/or services

1941 Stryker Way, Suite A
Portage, MI 49002 USA

Credit Memo

700727231

Bill to
20102604 DEER GROVE EMS ATTN: ACCOUNTS PAYABLE DEPARTMENT 4030 COUNTY RD N COTTAGE GROVE WI 53527-8305

Ship to
20102604 DEER GROVE EMS 4030 COUNTY RD N COTTAGE GROVE WI 53527-8305

For product related inquiries please contact:
Stryker Medical Customer Service: 800-327-0770
For accounts and billing related inquiries please contact:
Stryker account receivable: 800-733-2383(Option 2)

Customer Information	
Credit Memo #	700727231
Invoice Date	08/14/2025
Currency	USD
Payer Number	20102604
Payer Name	DEER GROVE EMS

Remit to :	
Electronic Payments:	Checks:
JPMorgan Chase ABA 07100013 (ACH) Account: 1035237 ABA 021000021 (WIRE) SWIFT Code: CHASUS33XXX	Stryker Sales, LLC 21343 NETWORK PLACE CHICAGO IL 60673-1213 USA

Please transmit in CTX format. If CTX is not possible, please send remittance information by email to EFTpayments@stryker.com

Header Information			
Customer PO	DGEMS12523	Original Invoice	
Payment Terms	Net due in 30 days	Payment Due Date	09/13/2025
Terms of Delivery	PCO ORIGIN		

Item	Item#/GTIN	Description	Quantity / Unit	Unit Price	Extended Price
1		Procure Service Co	0.000		-2,790.24
Contract No. 40057417					Item Total - 2,790.24
Contract Validity 01/01/2023 to 01/11/2026					-
					Gross Amount - 2,790.24
REMOVE SN'S 130241049 AND 170139633 FROM CONTRACT ON 1/8/25 PER THE ATTACHED EMAIL FROM ANDREW SCHLEIS. ISSUING CREDIT \$2,790.24 8/14/25 AR					

The purchase of products pursuant to this invoice is subject to Stryker's then current terms of sale set forth at (see www.stryker.com/stnc). Any different or additional terms on any purchase order or other document submitted by Buyer are expressly rejected by Stryker. Acceptance of Buyer's purchase order and shipping of Stryker product to Buyer does not serve as

**1941 Stryker Way, Suite A
Portage, MI 49002 USA**

**Credit Memo
700727231**

acceptance of any such different or additional terms.

The total price shown on this invoice is net of discounts provided at the time of purchase. Some of the products listed on this invoice may be subject to rebates or additional discounts for which separate documentation is provided by Stryker. Customer must (1) claim the value of all discounts and rebates in the fiscal year earned or immediately following fiscal year, (2) properly report and appropriately reflect and allocate prices paid net of all discounts and rebates in Medicare/Medicaid cost reports and all claims for payment filed with third party payers as may be required by law or contract, and (3) provide agents of the United States or a state agency with access to all information from Stryker concerning discounts and rebates upon request.

STRYKER RESERVES THE RIGHT TO CHARGE A 1.5% MONTHLY FINANCE CHARGE (18% PER ANNUM) ON ALL AMOUNTS REMAINING UNPAID AT THE END OF THE NET PERIOD.

NO MERCHANDISE WILL BE ACCEPTED FOR RETURN WITHOUT PRIOR AUTHORIZATION. TO OBTAIN A RETURN AUTHORIZATION OR TO REPORT DISCREPENCIES, PLEASE CALL CUSTOMER SERVICE AT THE NUMBER INDICATED ABOVE.

Please refer to www.stryker.com/returnpolicy for Stryker's product return policies.