

### FACEBOOK Data-2019

	Posts	Likes	Shares	Comments	Reach
January	31	238	59	91	12536
February	19	82	15	33	6255
March	14	261	24	12	5083
April	15	105	22	23	6907
May	14	78	10	11	3632
June	25	260	61	46	14913
July	27	188	47	36	15464
August					
September					
October					
November					
December					

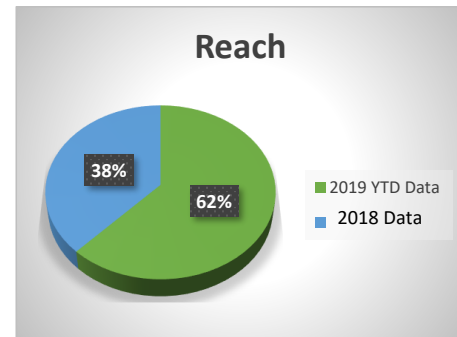
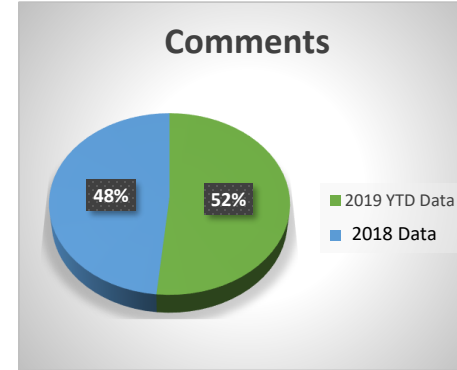
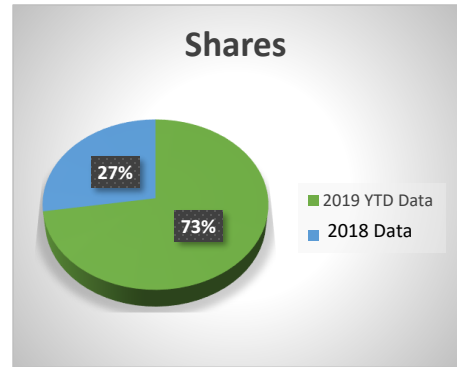
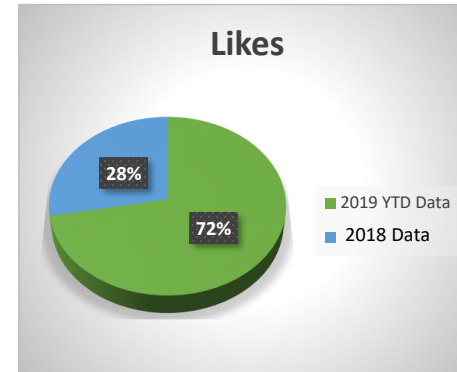
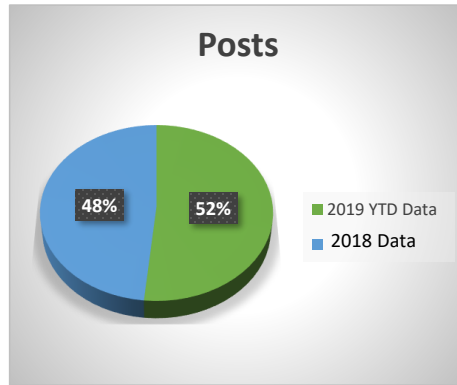
Total	145	1212	238	252	64790
Average/per month	12.1	101.0	19.8	21.0	5399.2

### FACEBOOK Data-2018

	Posts	Likes	Shares	Comments	Reach
January	2	13	3	0	2255
February	9	7	10	5	2118
March	15	14	3	1	3175
April	2	1	0	0	2984
May	1	2	0	1	116
June	4	30	4	0	1488
July	4	14	4	1	1154
August	13	107	19	8	7438
September	20	52	20	7	4151
October	24	54	12	15	4267
November	23	111	12	12	5383
December	19	65	3	18	5040

Total	136	470	90	68	39569
Average/per month	11.3	39.2	7.5	5.7	3297.4

\* as of July 24, 2019 there are 1,052 Page Followers



### Polco Data

2019 questions posted	33
2018 questions posted	21
*2017 questions posted	3
Total questions	57

287 Users  
199 Verified Users  
2046 Responses

\*The Village subscribed to Polco in late 2017